

**Language Academy of Sacramento/Academia de Idiomas de Sacramento**  
 A Two-Way Spanish Immersion Public Charter School/Una Escuela Pública de Inmersión Dual en Español  
 2850 49<sup>th</sup> Street, Sacramento, CA 95817

Agenda/Agenda

**BOARD MEETING/ REUNIÓN DE LA MESA**

April 25, 2024 at 5:30pm/jueves, 25 de abril del 2024 a las 5:30pm  
 Room P/Salón P

Members of the public who wish to access this Board meeting may do so at:  
[Zoom Link](#) You may also call in using the Zoom phone number: (669) 900-6833;  
[Meeting ID: 912 0068 0381](#) [Passcode: 777292](#)

Members of the public who wish to comment during the Board meeting may use the “raise hand” tool on the Zoom platform. Members of the public calling in will be given the opportunity to address the Board during the meeting. Individual comments will be limited to three (3) minutes. If an interpreter is needed for comments, they will be translated to English and the time limit shall be six (6) minutes. The Board may limit the total time for public comment to a reasonable time. The Board reserves the right to mute or remove a participant from the meeting if the participant unreasonably disrupts the Board meeting (see additional information regarding (IIA) Oral Communications below.

**I. PRELIMINARY/PRELIMINARIO**

**A. CALL TO ORDER/Convocatoria**

Meeting was called to order by/La junta fue convocada por \_\_\_\_\_ at \_\_\_\_: \_\_\_\_ p.m.

**B. ROLL CALL/Asistencia**

|     | <b>Name/Nombre</b>      | <b>Role/Miembro</b>   | <b>Present/<br/>Presente</b> | <b>Absent/<br/>Ausente</b> |
|-----|-------------------------|---|------------------------------|----------------------------|
| 1.  | Garduño-Medina, Elena   | Parent/Madre (23-26) Vice President/Vicepresidenta  |                              |                            |
| 2.  | Jose Luis Rodríguez     | Parent/Padre(22-25)   |                              |                            |
| 3.  | Alex Dickson            | Parent/Madre (21-24)  |                              |                            |
| 4.  | Adriana Yáñez-Gutiérrez | Staff/Personal (23-26)  |                              |                            |
| 5.  | Alex Hayes              | Teacher/Maestro (22-25) President/Presidenta  |                              |                            |
| 6.  | Rosa Lomeli             | Teacher/Maestra (21-24) Secretary/Secretaria<br>*Teleconference location: 12245 Boessow Road, Galt, CA 95632            |                              |                            |
| 7.  | Yesenia Ramírez-Huamani | Community Member/Miembro Comunitario (23-26)<br>Treasurer/Tesorera  |                              |                            |
| 8.  | Luisana Victorica       | Community Member/Miembro Comunitario (22-25)<br>*Teleconference location: 2450 Alambra Boulevard, Sacramento, CA 95817  |                              |                            |
| 9.  | Nina Sylvains           | Community Member/Miembro Comunitario (21-24)<br>*Teleconference location: 2994 West Eight Mile Road, Stockton, CA 95209 |                              |                            |
| 10. | Student Representative  | Student Council President/Presidente del Concilio<br>Estudiantil  |                              |                            |
| 11. | Teejay Bersola          | Director of Academic Accountability/Directora de Responsabilidad Académica  |                              |                            |
| 12. | Judy Morales            | Director of Business and Operations /Directora de negocios y operaciones  |                              |                            |
| 13. | Eduardo de León         | Executive Director/Director Ejecutivo   |                              |                            |

**C. APPROVAL OF AGENDA/Aprobación de la Agenda**

It is recommended that the Board discuss and/or approve Agenda Item/Se recomienda que la Mesa Directiva discuta y/o apruebe.

Motion: \_\_\_\_\_ Second: \_\_\_\_\_ Vote: \_\_\_\_\_

**D. APPROVAL OF BOARD MEETING MINUTES/Aprobación de las Minutas de la Mesa Directiva**

a. March 22, 2024/22 de marzo de 2024

It is recommended that the Board discuss and/or approve Agenda Item/*Se recomienda que la Mesa Directiva discuta y/o apruebe.*

Motion: \_\_\_\_\_ Second: \_\_\_\_\_ Vote: \_\_\_\_\_

**E. MISSION/Misión**

The LAS mission is to create a learning community where students: utilize bilingualism and biliteracy (Spanish and English) to achieve academic excellence and apply skills in real-world situations and diverse settings; develop and exhibit positive self-esteem, pride, confidence and respect for themselves and others; demonstrate leadership skills in order to build bridges between communities and apply critical thinking skills to solve problems, promote social justice, and create change in society.

*La misión de LAS es crear una comunidad de aprendizaje donde los estudiantes: utilizan el bilingüismo y la alfabetización bilingüe (español e inglés) para alcanzar la excelencia académica y aplicar destrezas en situaciones del mundo real y en diversos entornos; desarrollan y exhiben una autoestima positiva, orgullo, confianza y respeto por sí mismos y otros; demuestran habilidades de liderazgo con el fin de establecer puentes entre comunidades y aplicar habilidades de pensamiento crítico para resolver problemas, fomentar la justicia social, y crear un cambio en la sociedad.*

**II. COMMUNICATIONS NORMS/NORMAS DE COMUNICACION**

**A. ORAL COMMUNICATIONS/Comunicaciones Verbales:** Non-agenda items: no individual presentation shall be for more than three (3) minutes and the total time for this purpose shall not exceed fifteen (15) minutes. Board members will not respond to presentations and no action can be taken. However, the Board may give direction to staff following a presentation./*Temas no presentados en la agenda: Ningún individuo presentará por más de tres (3) minutos y el tiempo total para este segmento no pasará de quince (15) minutos. Los miembros de la Mesa Directiva no contestarán preguntas y ningún voto tomará acabo. Sin embargo, los Miembros de la Mesa Directiva pueden dar instrucciones al personal presentando los temas.*

- 1. Public Comments (maximum of three (3) minutes per speaker)/*Comentarios Públicos (máximo de 3 minutos por persona)*

**III. INFORMATIONAL ITEMS/ARTICULOS DE INFORMACION**

- 1. Student Council/Concilio estudiantil - Representative/*representante* (5 min)

**IV. ITEMS SCHEDULED FOR DISCUSSION AND/OR ACTION – ARTICULOS PROGRAMADOS PARA DISCUSIÓN Y/O ACCIÓN**

**A. Academic Accountability 101: Academic Team Presentation/Contabilidad académica 101: Presentación por parte del Equipo Académico – (30 min)**

- i. Public Comments (maximum of three (3) minutes per speaker)/*Comentarios Públicos (máximo de 3 minutos por persona)*

It is recommended that the Board discuss and/or approve Agenda Item /*Se recomienda que la Mesa Directiva discuta y/o apruebe.*

Motion: \_\_\_\_\_ Second: \_\_\_\_\_ Vote: \_\_\_\_\_

**B. Facilities Committee: Core Building Modernization Bid Approval (2nd round)/Actualización de plantel escolar: Aprobación de la oferta de construcción para la modernización del edificio central (2ª ronda) – School Leadership (20 min)**

- i. Public Comments (maximum of three (3) minutes per speaker)/*Comentarios Públicos (máximo de 3 minutos por persona)*

It is recommended that the Board discuss and/or approve Agenda Item /*Se recomienda que la Mesa Directiva discuta y/o apruebe.*

Motion: \_\_\_\_\_ Second: \_\_\_\_\_ Vote: \_\_\_\_\_

**C. Finance Committee: Mid-year Revisions Approval, Year-to-Date financials/Comité de finanzas: Aprobación de la revisión de mitad de año, Actualización del año hasta la fecha** –School Leadership (20 min.)

i. Public Comments (maximum of three (3) minutes per speaker)/Comentarios Públicos (máximo de 3 minutos por persona)

It is recommended that the Board discuss and/or approve Agenda Item/Se recomienda que la Mesa Directiva discuta y/o apruebe.  
Motion: \_\_\_\_\_ Second: \_\_\_\_\_ Vote: \_\_\_\_\_

**D. Check registers: February and March/Registros de cuentas bancarias: febrero y marzo** –School Leadership (10 min.)

i. Public Comments (maximum of three (3) minutes per speaker)/Comentarios Públicos (máximo de 3 minutos por persona)

It is recommended that the Board discuss and/or approve Agenda Item/Se recomienda que la Mesa Directiva discuta y/o apruebe.  
Motion: \_\_\_\_\_ Second: \_\_\_\_\_ Vote: \_\_\_\_\_

**FUTURE MEETINGS/Próxima Junta**

A.) Friday, May 24, 2024 at 5:30pm/viernes, 24 de mayo de 2024 a las 5:30pm

**V. FUTURE AGENDA ITEMS/Temas para agendas futuras**

**VII. ADJOURNMENT/Clausura**

The meeting was adjourned at \_\_\_\_:\_\_\_\_ p.m./La junta terminó a las \_\_\_\_:\_\_\_\_ p.m.

Motion: \_\_\_\_\_ Second: \_\_\_\_\_ Vote: \_\_\_\_\_

*In compliance with the Americans with Disabilities Act (ADA) and upon request, the School may furnish reasonable auxiliary aids and services to qualified individuals with disabilities. Individuals who require appropriate alternative modifications of the agenda in order to participate in Board meetings are invited to contact the LAS office. En conformidad con la Acta de Americanos Incapacitados (ADA) y con el pedido formal, la escuela puede proveer servicios o la ayuda a individuos con incapacidades. Individuos que requieren servicios especiales para participar en la junta de la Mesa Directiva están invitados comunicarse con la directora para hacer arreglos.*



**Language Academy of Sacramento/Academia de Idiomas de Sacramento**  
 A Two-Way Spanish Immersion Public Charter School/Una Escuela Pública de Inmersión Dual en Español  
 2850 49th Street, Sacramento, CA 95817


**Minutes/Minutas**  
**BOARD MEETING/REUNIÓN DE LA MESA DIRECTIVA**  
**Friday, March 22, 2024/ viernes, 22 de marzo de 2024**  
**5:30 pm in Room P**

**I. PRELIMINARY/PRELIMINARIO**

|   |   |   |                          |                        |
|---|---|---|--------------------------|------------------------|
| <b>I.A</b>  | Meeting was called to order by Alex Hayes at 5:38 PM. Roll call was taken./ La junta fue convocada por Alex Hayes a las 5:38 PM. Se tomó lista. |   |                          |                        |
| <b>I.B</b>  | <b>Name/ Nombre</b>   | <b>Role/ Papel</b>  | <b>Present/ Presente</b> | <b>Absent/ Ausente</b> |
|   | 1. Elena Garduño-Medina   | Parent/Madre (23-26) Vice President/Vicepresidenta  | X                        |                        |
|   | 2. José Luis Rodríguez  | Parent/Padre (22-25)  | X                        |                        |
|   | 3. Alex Dickson   | Parent/Madre (21-24)  | X                        |                        |
|   | 4. Adriana Yáñez-Gutiérrez  | Staff/Personal (23-26)  |                          | X                      |
|   | 5. Alex Hayes   | Teacher/Maestro (22-25) President/Presidente  | X                        |                        |
|   | 6. Rosa Lomelí  | Teacher/Maestra (21-24) Secretary/Secretaria  | X                        |                        |
|   | Teleconference Location: 12245 Boessow Road, Galt, CA 95632   |   |                          |                        |
|   | 7. Yesenia Ramírez-Huamaní  | Community Member/Miembro Comunitario (23-26) Treasurer/Tesorera   |                          | X                      |
|   | 8. Luisana Victorica  | Community Member/Miembro Comunitario (22-25)  | X                        |                        |
|   | 9. Nina Sylvains  | Community Member/Miembro Comunitario (21-24)  | X                        |                        |
|   | Teleconference Location: 2994 West Eight Mile Road, Stockton, CA 95209  |   |                          |                        |
|   | 10. Student Representatives   | Student Council Representatives/Representates del Concilio Estudiantil  | X                        |                        |
|   | 11. Teejay Bersola  | Director of Academic Accountability/Directora de Responsabilidad Académica  | X                        |                        |
|   | 12. Judy Morales  | Director of Business and Operations/Directora de Negocios y Operaciones   | X                        |                        |
|   | 13. Eduardo de León   | Executive Director/Director Ejecutivo   | X                        |                        |
|   | <b>Agenda/Agenda</b>  | <b>Action/Acción</b>  |                          |                        |
| <b>I.C</b>  | <b>Approval of Agenda</b><br><i>Aprobación de la Agenda</i>   | A motion was made to approve the March 22, 2024 agenda<br><i>Se hizo una moción para aprobar la agenda del 22 de marzo de 2024</i><br><br>1 <sup>st</sup> Motion/1 <sup>a</sup> Moción: Garduño-Medina<br>2 <sup>nd</sup> Motion/2 <sup>a</sup> Moción: Dickson<br>Absences/Ausencias: Yáñez-Gutiérrez, Ramírez-Huamaní<br>Abstentions/Abstenciones: None/ninguna<br>The motion passed with seven votes. / <i>La moción pasó con siete votos.</i>                       |                          |                        |
| <b>I.D.a.</b>   | <b>Approval of Board Meeting Minutes</b><br><i>Aprobación de los minutos de la mesa directiva</i>   | A motion was made to approve the February 23, 2024 meeting minutes.<br><i>Se hizo una moción para aprobar las minutas de la junta del 23 de febrero de 2024.</i><br><br>1 <sup>st</sup> Motion/1 <sup>a</sup> Moción: Garduño-Medina<br>2 <sup>nd</sup> Motion/2 <sup>a</sup> Moción: Lomelí<br>Absences/Ausencias: Yáñez-Gutiérrez, Ramírez-Huamaní<br>Abstentions/Abstenciones: Sylvains<br>The motion passed with six votes. / <i>La moción pasó con seis votos.</i> |                          |                        |
| <b>I.E</b>  | <b>Mission</b><br><i>Misión</i>   | The mission was read aloud. / <i>La misión fue leída en voz alta.</i>   |                          |                        |
| <b>II. COMMUNICATIONS NORMS/NORMAS DE COMUNICACIÓN</b>    |   |   |                          |                        |
| <b>II.A.1.</b>  | <b>Public Comments</b><br><i>Comentarios Públicos</i>   | None/ninguno  |                          |                        |
| <b>III. INFORMATIONAL ITEMS/ARTICULOS DE COMUNICACIÓN</b> |   |   |                          |                        |
| <b>III.1.</b>   | <b>Student Council/Concilio estudiantil</b><br>– Representative/representante   | The Student Council President and Advisor shared the Student Council report.  |                          |                        |

|   |  |  |
|---|--|--|
|   |  | <i>El presidente del Concilio de estudiantes y asesor compartieron el reporte del Concilio de estudiantes.</i>   |
| <b>III.2.</b>   | <b>Parent Council/Concilio de familias – Representative/representante</b>  | The Parent Connector shared the Parent Council report.<br><i>El enlace de familias compartió el reporte del Concilio de familias.</i>  |
| <b>IV. ITEMS SCHEDULED FOR DISCUSSION AND/OR ACTION</b><br><b>ARTÍCULOS PROGRAMADOS PARA DISCUSIÓN Y/O ACCIÓN</b> |  |  |
| <b>IV.A.</b>  | <b>Second Interim/Financial Presentation/Reporte de resumen fiscal reales –School Leadership</b>   | Nick Mawad, EdTec client manager, presented the Second Interim update.<br><i>Nick Mawad, manejador de cliente de EdTec, presentó el Reporte de resumen fiscal reales.</i><br><br>A motion was made to approve the Second Interim.<br><i>Se hizo una moción para aprobar el reporte de resumen de fiscal reales.</i><br><br>1 <sup>st</sup> Motion/ <i>1ª Moción</i> : Garduño-Medina<br>2 <sup>nd</sup> Motion/ <i>2ª Moción</i> : Hayes<br>Absences/ <i>Ausencias</i> : Yáñez-Gutiérrez, Ramírez-Huamaní<br>Abstentions/ <i>Abstenciones</i> : None/ <i>ninguna</i><br>The motion passed with seven votes. / <i>La moción pasó con siete votos.</i>   |
|   | <b>Public Comments</b><br><i>Comentarios Públicos</i>  | None/ <i>Ninguno</i>   |
| <b>IV.B.</b>  | <b>Finance Committee Update /Actualización del comité de finanzas –School Leadership</b>   | Judy Morales presented the Finance Committee Update to the board.<br><i>Judy Morales presentó la actualización del comité de finanzas a la mesa directiva.</i>   |
|   | <b>Public Comments</b><br><i>Comentarios Públicos</i>  | None/ <i>Ninguno</i>   |
| <b>V</b>  | <b>CLOSED SESSION/Sesión cerrada – Conference with Legal Counsel – Anticipated Litigation: Significant exposure to litigation pursuant to Government Code section 54956.9(d)(2) or (3): 1 of 2 cases. Conferencia con asesoría legal – Litigio anticipado: Exposición significativa a litigios de conformidad con sección del código del gobierno 54956.9(d)(2) o (3): 1 de 2 casos.</b> | Closed session began at 6:20pm.<br><i>Sesión cerrada inició a las 6:20pm.</i>  |
| <b>VI.</b>  | <b>Open Session: Announcement of Closed Session Board Action</b><br><i>Sesión abierta: Anuncio de la acción tomada durante la sesión cerrada</i>   | Open session resumed at 6:59pm.<br>No action was taken in closed session.<br><br>Sesión abierta inició a las 6:59pm.<br>Ninguna acción se tomó en la sesión cerrada.   |
| <b>VII.A.</b>   | <b>Facilities Update: Core Building Modernization Bid Approval/Actualización de plantel escolar: Aprobación de la oferta de construcción para la modernización del edificio central – School Leadership</b>  | Judy Morales presented an update on the core building modernization and the Facilities Committee recommendations on next steps for the bid approval.<br><br><i>Judy Morales presentó una actualización sobre la modernización del edificio central y las recomendaciones del Comité del plantel escolar sobre los próximos pasos para la aprobación de la oferta.</i><br><br>A motion was made to rebid the core modernization project.<br><i>Se hizo una moción para volver a licitar el proyecto de modernización central.</i><br><br>1 <sup>st</sup> Motion/ <i>1ª Moción</i> : Hayes<br>2 <sup>nd</sup> Motion/ <i>2ª Moción</i> : Rodríguez<br>Absences/ <i>Ausencias</i> : Yáñez-Gutiérrez, Ramírez-Huamaní<br>Abstentions/ <i>Abstenciones</i> : none/ <i>ninguna</i><br>The motion passed with seven votes. / <i>La moción pasó con siete votos.</i> |
|   | <b>Public Comments</b><br><i>Comentarios Públicos</i>  | Colin Culver, CNW Construction, made a public comment about the bidding documents and process.   |

|   |  |   |
|---|--|---|
|   |  | <i>Colin Culver, CNW Construction, hizo un comentario público sobre los documentos de licitación y el proceso.</i>  |
| <b>VIII.</b>  | <b>CLOSED SESSION/Sesión cerrada – Conference with Legal Counsel – Anticipated Litigation:</b> Significant exposure to litigation pursuant to Government Code section 54956.9(d)(2) or (3): 2 of 2 cases.<br><b>Conferencia con asesoría legal – Litigio anticipado:</b> Exposición significativa a litigios de conformidad con sección del código del gobierno 54956.9(d)(2) o (3): 2 de 2 casos. | Closed session began at 7:12pm.<br><i>Sesión cerrada inició a las 7:12pm.</i>   |
| <b>VI</b>   | <b>Open Session: Announcement of Closed Session Board Action</b><br><i>Sesión abierta: Anuncio de la acción tomada durante la sesión cerrada</i>   | Open session resumed at 8:22pm.<br>No action was taken in closed session.<br><br><i>Sesión abierta inició a las 8:22pm.</i><br>Ninguna acción se tomó en la sesión cerrada. |
| <b>V. FUTURE MEETINGS/PRÓXIMA JUNTA</b>   |  |   |
| a. Regular Board Meeting: Friday, April 26, 2024 at 5:30pm – <i>viernes, 26 de abril de 2024 a las 5:30pm</i> |  |   |
| <b>VI. FUTURE AGENDA ITEMS/TEMAS PARA AGENDAS FUTURAS</b>   |  |   |
| <b>VII. ADJOURNMENT/CLAUSURA</b>  |  |   |
| The board meeting was adjourned at 8:23 PM. / <i>La reunión de la Mesa se terminó a las 8:23PM.</i>           |  |   |



**Academia de Idiomas de Sacramento**  
**Language Academy of Sacramento**  
A Two-Way Spanish Immersion Charter School

Agenda Item #III1

**Board Meeting Date: April 25th, 2024**

**Subject:** Student Council

- (X) Information Item Only
- ( ) Approval on Consent Agenda
- ( ) Conference (for discussion only)
- ( ) Conference/First Reading (Action Anticipated: )
- ( ) Conference/Action
- ( ) Action

**Committee/Staff:** Student Council

**Information:**

**Student Council Reports:**

The Student Council (SC) meeting was called to order and began with the Treasurer's report. Our SC Treasurer, Alfredo Vázquez, announced a report of our academic calendar budget (\$2,910.60).

SC members set a deadline for April 11th to complete the student surveys that will be added to the yearbook.

The SC voted unanimously to continue the discussion for planting oak trees. A public comment was shared at the Facilities meeting on Monday, April 22nd. In addition, the SC has translated part of the SMUD website into a slideshow presentation, as requested by Ms. Goli.


The Spring Dance was a success! We were fortunate enough to have two DJ's, free of charge, which allowed us to make this a free event for all families.

The SC is developing the slideshow that will be presented at the 20th Anniversary Festival on Saturday, May 11th. We have also invited non-food item vendors to sell at the event.

The SC split up into their committees; School events continued to create posters for the Spring Dance, Spirit Days decided on the spirit week for May, Fundraising organized the pizza/drinks sale for the Spring Dance, and School Climate finalized the bathroom vandalism slideshow to share with all LAS students.

The spirit days voted on for Spirit Week in May were: Tuesday Zoom Day, Wednesday College Day, Thursday Scrabble Day, and Friday Grade Level Color Day.

The April Spirit day is "Tropical Day" scheduled for Friday, April 26th.



**Fecha de la reunión: 25 de abril de 2024**

**Tema: Concilio estudiantil**

- (X) Artículo de información
- ( ) Aprobación en la Agenda de Consentimiento
- ( ) Conferencia (solo para discutir)
- ( ) Conferencia/Primera lectura (Acción Anticipado: \_\_\_\_\_)
- ( ) Conferencia/Acción
- ( ) Acción

**Comité/Personal: Concilio estudiantil**

**Información:**

**Informes del concilio estudiantil:**

La reunión del Concilio Estudiantil (SC) se llamó a orden y comenzó con el informe del Tesorero. Nuestro Tesorero, Alfredo Vázquez, anunció un informe de nuestro presupuesto de calendario académico (\$2,910.60).

Los miembros del SC fijaron como fecha límite el 11 de abril para completar las encuestas estudiantiles que se agregarían al anuario.

El SC votó a favor de continuar la discusión sobre la idea de plantar más árboles alrededor de la escuela. Se compartió un comentario público en la reunión del Comité de Plantel el lunes, 22 de abril. Además, el SC ha traducido parte del sitio web de SMUD en una presentación de diapositivas, tal como lo solicitó la Sra. Goli.

¡El Baile de Primavera fue un éxito! Tuvimos la suerte de contar con dos DJ 's gratuitos, lo que nos permitió hacer de este un evento gratuito para todas las familias.

El SC se encuentra desarrollando la presentación de diapositivas que se presentará en el Festival (aniversario de 20 años), el sábado, 11 de mayo. También hemos invitado a vendedores de artículos no alimentarios a vender en el evento.

El SC se dividió en sus comités; Los eventos escolares continuaron creando carteles para el Baile de Primavera, los Días de Espíritu decidieron la semana de espíritu para mayo, la Recaudación de Fondos organizó la venta de pizza y bebidas para el Baile de Primavera y Clima Escolar finalizó la presentación de diapositivas sobre vandalismo en el baño para compartir con todos los estudiantes de LAS.

Los días de espíritu votados para la Semana del Espíritu en mayo fueron: el martes día de Zoom, el miércoles día de universidad, el jueves día de Scrabble y el viernes día de color de nivel de grado.

El Día del Espíritu de abril es “Día Tropical” el viernes, 26 de abril.





**Board Meeting Date:** April 25, 2024

**Subject:** LAS Academics 101, Educational Program: Design, Academic Achievement and Accountability

- Information Item Only
- Approval on Consent Agenda
- Conference/First Reading (Action Anticipated : \_\_\_\_\_)
- Conference (for discussion only)
- Conference/Action
- Action

**Background:**

LAS Governing Board is responsible for the overall leadership, vision, and strategic planning for achieving the educational goals of the school as stated in the charter.

Governing Board members are responsible for:

- 1) Understanding the federal and the state’s Accountability Progress Reporting: State Dashboard
- 2) Understanding the following LAS compliance documents and their funding implications:
  - A. State (Local Control Funding Formula: LCFF) and Federal (Title 1, Title 2 and Title 4 Funding)
    1. State LCAP (Local Control Accountability Plan) and Federal Addendum
- 3) Reviewing and adopting via integrated approach, updates in LCAP and Federal Addendum

**Overview of LAS Accountability System and CAASPP Analysis:**

Based on dual immersion and second language acquisition research, it takes approximately five to seven years to develop cognitive academic language proficiency (CALP). With biliteracy in about seven years as an end goal, LAS strategically monitors student achievement at critical grade spans. LAS’ biliteracy grade span progression is divided into three stages: Stage 1: Emerging Biliteracy, Stage 2: Expanding Biliteracy, and Stage 3: Full Biliteracy. Because of its 90-10 dual language immersion model, LAS students in Stage 1 and early Stage 2 receive instruction primarily in Spanish. Concurrently, academic assessments at these levels are predominantly conducted in Spanish. By the end of Stage 2, many students make the linguistic academic transfer as expected in dual language immersion programs. Therefore, it is most appropriate for LAS to utilize the end of Grade 5 English standardized assessment data as the baseline for individual student growth analysis. By Grades 7 and 8 in Stage 3, LAS students’ English proficiency in various subject matters is at least comparable, if not higher than, students in non-dual language immersion schools. At the same time, these same LAS middle school students will have acquired Spanish language proficiency comparable to that of a college student enrolled in an advanced level language class. Reaching full biliteracy, the LAS Graduate enters the high school pipeline better prepared to travel the bridge to college and career milestones.



**Academia de Idiomas de Sacramento**  
**Language Academy of Sacramento**  
A Two-Way Spanish Immersion Charter School

A California Public School

**Meeting Highlight:**

ESSER 2 and 3 funding in the last years have created an opportunity for LAS to organically mobilize and design multi-tiered support systems to address the learning gaps and opportunities exacerbated by schooling interruptions due to the pandemic.

LAS Academic Support Team consisting of Intervention Program Leads: Ana Luna Franco, Maria Anguiano, and Dehisy Valencia, Math Leads: Maria Anguiano, Ana Novoa, and Dehisy Valencia and Literacy Coach: Gemma Jauregui, have been at the core of this work. These LAS leaders will be sharing with the board their pre/post work evaluation for the 2023-24 school year.

**Attachment(s):**

- 1) LAS Academic Support Team: Presentation

**Estimated Time of Presentation:** 30 min  
**Submitted By:** Bersola  
**Date:** 042224

**Pertinent Pages in**  
( ) Charter, pgs \_\_\_\_\_ ( ) Bylaws, pgs \_\_\_\_\_  
( ) MOU, pgs \_\_\_\_\_ ( ) Policy \_\_\_\_\_



**Fecha de la Reunión:** 25 de abril de 2024

**Tema: Información básica de responsabilidad académica,** Programa Educativo: Diseño, Logro Académico y Responsabilidad

- Artículo de información
- Aprobación en la Agenda de Consentimiento
- Conferencia/Primera lectura (Acción Anticipado: \_\_\_\_\_)
- Conferencia (solo para discutir)
- Conferencia/Acción
- Acción

**Contexto:**

La Mesa Directiva de LAS es responsable del liderazgo general, la visión y la planificación estratégica para lograr los objetivos educativos de la escuela como se establece en el chárter.

Los miembros de la Mesa Directiva son responsables de:

1. Entender los informes de progreso de rendición de cuentas federales y estatales: Tablero Estatal
2. Entender los siguientes documentos de cumplimiento y sus implicaciones de financiación.
  - A. Estado (Fórmula de financiación de control local: LCFF) y federal (financiación de Título 1, Título 2 y Título 4)
  1. LCAP Estatal (Plan de Control Local y Rendición de Cuentas y Adenda Federal)
3. Revisar y adoptar a través de un enfoque integrado, actualizaciones en LCAP y Adenda Federal

**Descripción general del sistema de responsabilidad en LAS y el análisis de CAASPP:**

Basado en la investigación de inmersión dual y adquisición de un segundo idioma, toma aproximadamente de cinco a siete años desarrollar la competencia cognitiva del lenguaje académico (CALP). Con la alfabetización bilingüe en aproximadamente siete años como meta final, LAS supervisa estratégicamente el rendimiento de los estudiantes en períodos de grado críticos. La progresión del grado de alfabetización bilingüe de LAS se divide en tres etapas: Etapa 1: Alfabetización bilingüe emergente, Etapa 2: Alfabetización bilingüe en expansión y Etapa 3: Alfabetización bilingüe completa. Debido a su modelo de inmersión en dos idiomas 90-10, los estudiantes de LAS en la Etapa 1 y la Etapa 2 temprana reciben instrucción principalmente en español. Al mismo tiempo, las evaluaciones académicas en estos niveles se realizan principalmente en español. Al final de la Etapa 2, muchos estudiantes realizan la transferencia académica lingüística como se esperaba en los programas de inmersión en dos idiomas. Por lo tanto, es más apropiado que LAS utilice los datos de la evaluación estandarizada de inglés del final del quinto grado como base para el análisis del crecimiento individual del estudiante. Para los grados 7 y 8 en la Etapa 3, el dominio del inglés de los estudiantes de LAS en varias materias es al menos comparable, si no superior, al de los estudiantes en escuelas que no son de inmersión en dos idiomas. Al mismo tiempo, estos mismos estudiantes de la escuela secundaria en LAS habrán adquirido un dominio del idioma español comparable al de un estudiante universitario inscrito en una clase de idioma de nivel avanzado.



**Academia de Idiomas de Sacramento**  
**Language Academy of Sacramento**  
A Two-Way Spanish Immersion Charter School

A California Public School

Al alcanzar el nivel de alfabetización bilingüe completo, el graduado de LAS ingresa a la preparatoria mejor preparado para viajar por el puente hacia la universidad y los logros profesionales.

Lo más destacado de la reunión:

La financiación de ESSER 2 y 3 en los últimos años ha creado una oportunidad para que LAS se movilice orgánicamente y diseñe sistemas de apoyo de varios niveles para abordar las brechas y oportunidades de aprendizaje exacerbadas por las interrupciones escolares debidas a la pandemia.

El Equipo de Apoyo Académico de LAS, compuesto por las Líderes del Programa de Intervención: Ana Luna Franco, Maria Anguiano y Dehisy Valencia, las Líderes de Matemáticas: María Anguiano, Ana Novoa y Dehisy Valencia y la Capacitadora de Lectoescritura: Gemma Jáuregui, ha estado en el centro de este trabajo. Estos líderes de LAS compartirán con la junta su evaluación de trabajo pre/post para el año escolar 2023-24.

Adjunto:

- 1) Presentación del equipo de apoyo académico de LAS

**Tiempo estimado para la presentación:** 30 min.

**Entregado por:** Bersola

**Fecha:** 04222024

**Páginas pertinentes en:**

Constitución, páginas \_\_\_\_\_  Estatutos, páginas \_\_\_\_\_

MOU, páginas \_\_\_\_\_  Póliza \_\_\_\_\_

**2023 - 2024**

**Language Academy of Sacramento  
Academic Support Team**

---

# Meet the Team:



Gemma N. Jáuregui



Ana Luna-Franco



Ana Novoa



Dehisy Valencia



María Anguiano

# AGENDA

- 1. Intervention Summary/Resumen de intervenciones**  
(Gemma Jáuregui, Ana Luna-Franco, Dehisy Valencia)
- 2. Math Lead Summary/Resumen de líderes de matemáticas**  
(María Anguiano, Ana Novoa, Dehisy Valencia)
- 3. Literacy Coach Summary/Resumen de la asesora de  
bilectoescritura**  
(Gemma Jáuregui)

# 2023 - 2024

# Intervention Summary

---



## Who? - ¿Quién?

GrTK - 2

Dehisy Valencia  
Kinder Grade  
*Kinder Grado*

**Interventionists**  
Gabriela Castillo  
Carmen Mejia  
Lesly Soto

Gr3 - 4

Ana Luna Franco  
Middle School  
*Secundaria*

**Interventionists**  
Jaqueline Hernández  
Giselle Juárez  
Araceli Rojas

Gr5 - 8

Gemma Jáuregui  
*Literacy Coach/Middle School*  
*Asesora de biletoescritura/*  
*Secundaria*

**Interventionists**  
Gabriela Arvizu  
Maya Aoun  
Jasmine Camacho  
Jaqueline Castillo  
Ricardo Jáuregui  
Gabriela Stewart

# What? - ¿Qué?

- Three, six week cycles and a shorter fourth cycle
- TK - 2nd Focus:
  - Phonological Awareness / Foundational Skills
  - Oral Reading Fluency
  - Comprehension
- This year FY24, the Pre/Post for TK-2 will be the CORE Spanish Phonics Survey (EDLs were used FY22 and FY23: Yr1-2 of intervention)
- 3rd - 8th Focus:
  - Fluency
  - Comprehension
    - Synthesizing
    - Central Idea
    - Text Structure
    - Figurative Language
    - Point of View
    - Monitoring for comprehension
  - Vocabulary
- This year, the Pre/Post for 3rd-8th will be EDLs or DRAs
- Most students grew
  - Students' growth may have been affected by absences

# What? - ¿Qué?

- Three, six week cycles and a shorter fourth cycle
- TK - 2nd Focus:
  - Phonological Awareness / Foundational Skills
  - Oral Reading Fluency
  - Comprehension
- This year FY24, the Pre/Post for TK-2 will be the CORE Spanish Phonics Survey (EDLs were used FY22 and FY23: Yr1-2 of intervention)
- 3rd - 8th Focus:
  - Fluency
  - Comprehension
    - Synthesizing
    - Central Idea
    - Text Structure
    - Figurative Language
    - Point of View
    - Monitoring for comprehension
  - Vocabulary
- This year, the Pre/Post for 3rd-8th will be EDLs or DRAs
- Most students grew
  - Students' growth may have been affected by absences

# Intervention Summary

| Cycle 1 / Ciclo 1            | Cycle 2 / Ciclo 2            | Cycle 3 / Ciclo 3            | Cycle 4 / Ciclo 4 |
|------------------------------|------------------------------|------------------------------|-------------------|
| 142 students/<br>estudiantes | 138 students/<br>estudiantes | 134 students/<br>estudiantes |                   |

| Total Students in Intervention for FY23/24 | SED | RFEP | EL  |
|--|-----|------|-----|
| 253  | 214 | 29   | 152 |

| Cycles  | Foundational Skills Overall Growth | Comprehension Overall Growth | Overall Growth |
|---------|------------------------------------|------------------------------|----------------|
| Cycle 1 | 88%                                | 97%                          | 93%            |
| Cycle 2 | 60%                                | 100%                         | 80%            |
| Cycle 3 | 73%                                | 97%                          | 85%            |
| Cycle 4 | TBD                                | TBD                          | TBD            |

# 2023 - 2024

## Cycle 1 Data

---

# CYCLE 1 /Ciclo 1

## Kinder Grade / Grado kinder

13 Students Total/Estudiantes

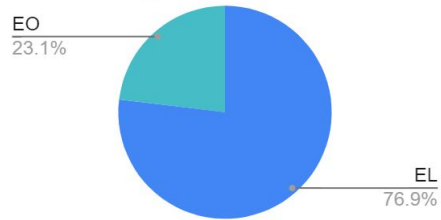
\*0 SPED

10 core day/día escolar

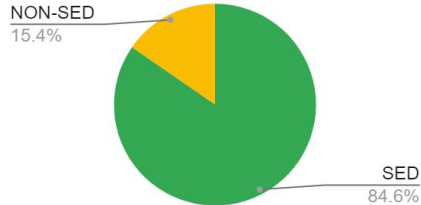
3 after school/después de escuela

### Demographics/Datos demográficos

#### GrK Language Classification



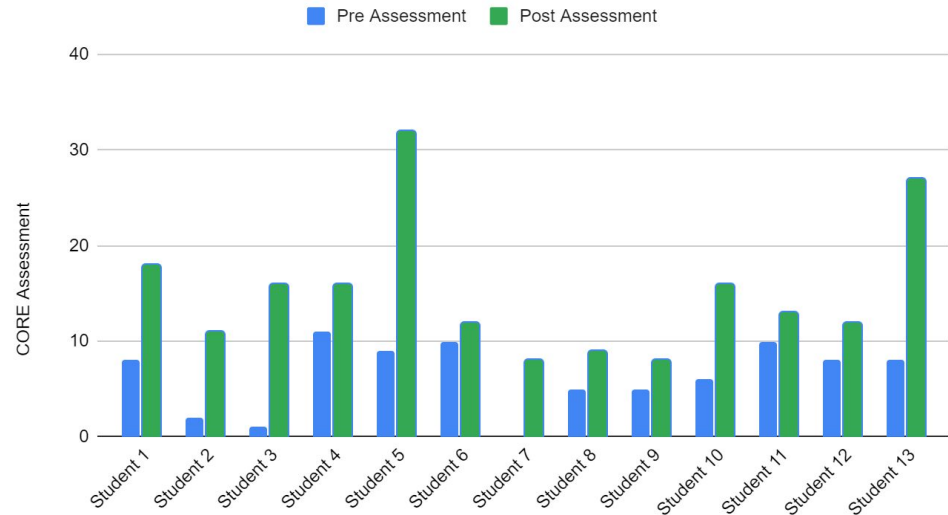
#### GrK Socioeconomic Status



All students grew  
Todos los estudiantes crecieron (100%)

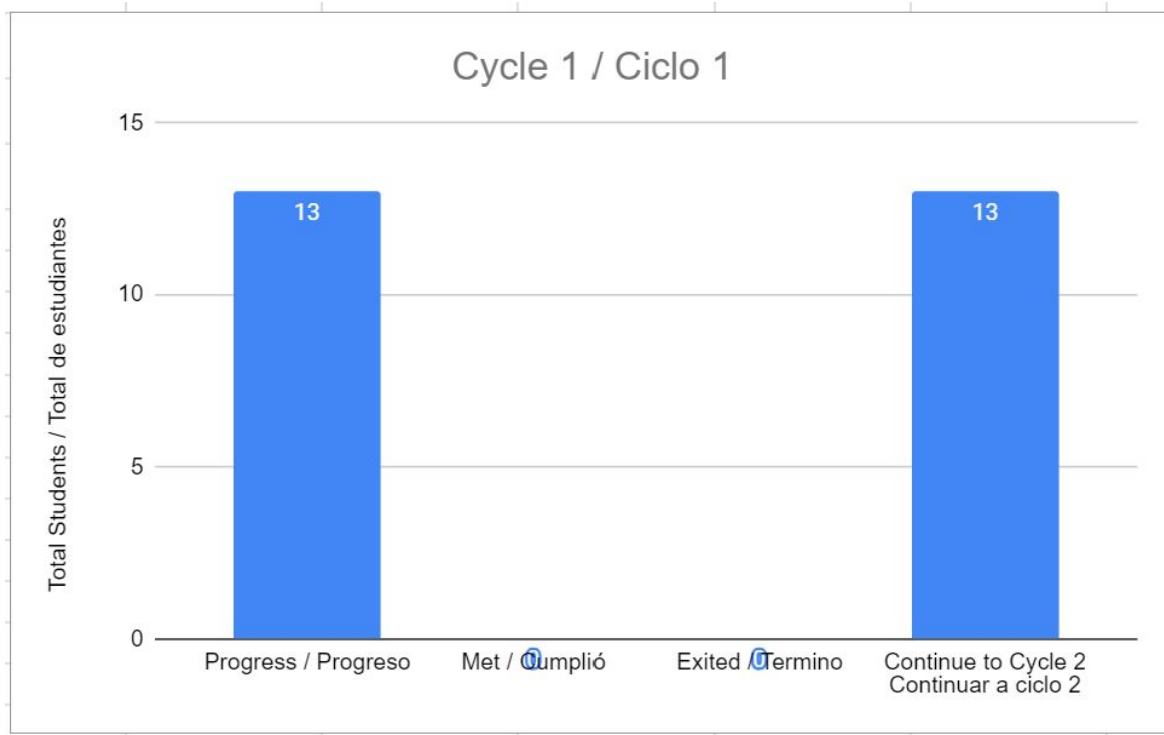
## Outcomes/Resultados

### Kindergarten



Intervention: Foundational Skills, Fluency  
Intervención: Habilidades fundamentales, fluidez

## Kinder Grade / Grado kinder



All 13 students made academic progress in the curriculum as well as the assessment and it was recommended that all 13 students continue to cycle 2

Los 13 estudiantes lograron progreso académico en el plan de estudios así como en la evaluación y se recomendó que los 13 estudiantes continuarán con el ciclo 2.

# CYCLE 1 /Ciclo 1

## 1st Grade / 1er Grado

20 Students Total/Estudiantes

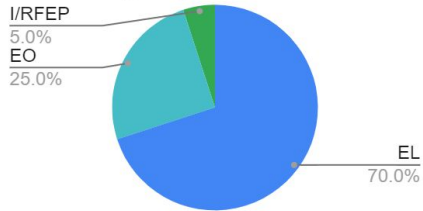
\*0 SPED

16 core day/día escolar

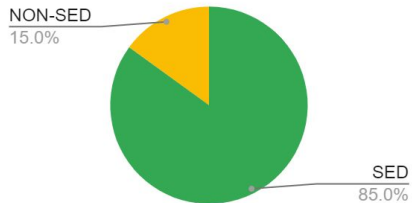
4 after school/después de escuela

### Demographics/Datos demográficos

#### Gr1 Language Classification

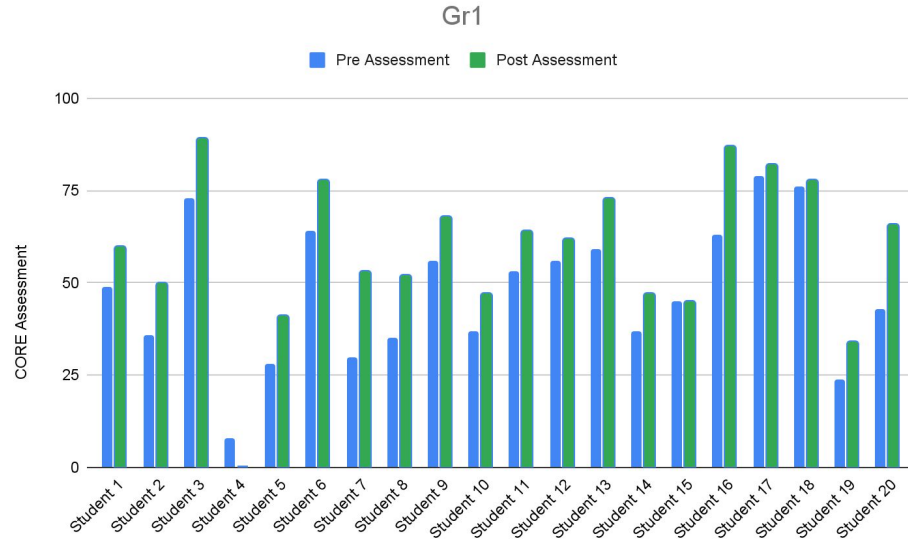


#### Gr1 Socioeconomic Status



18 of the 20 students grew  
18 de los 20 de los estudiantes crecieron (90%)

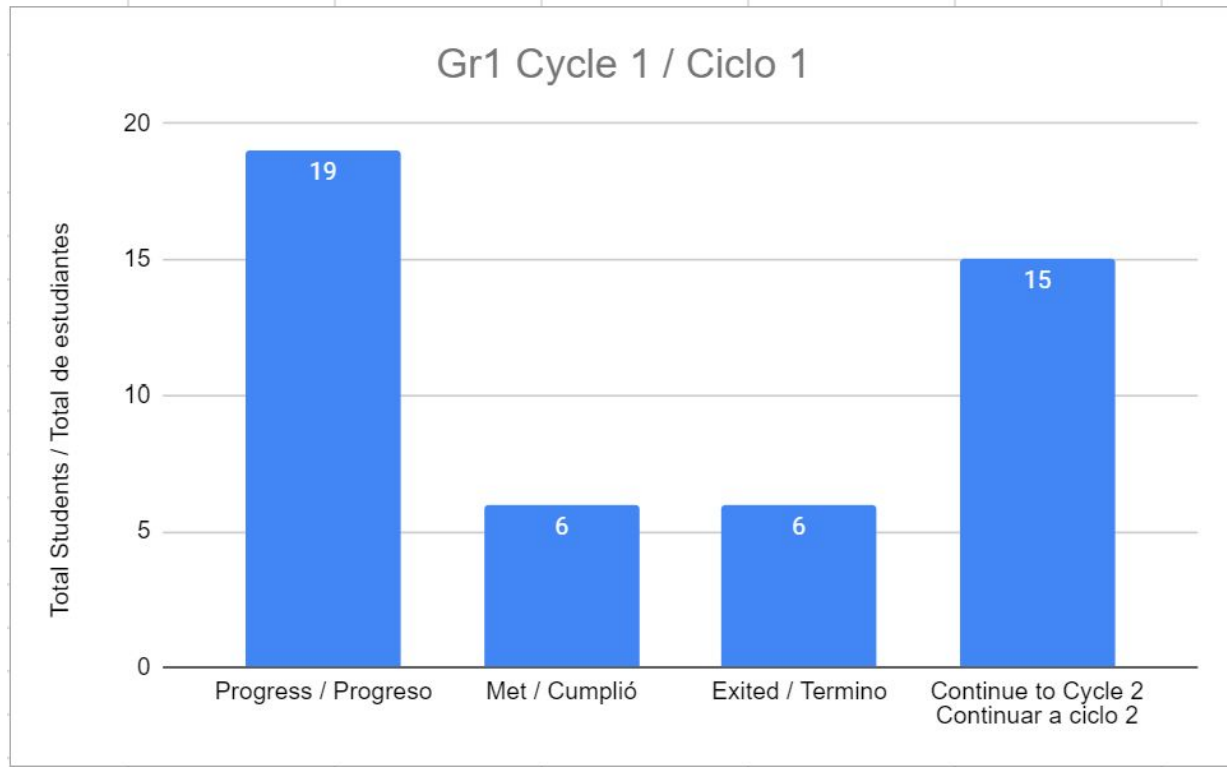
### Outcomes/Resultados



Intervention: Foundational Skills, Fluency  
Intervención: Habilidades fundamentales, fluidez



## 1st Grade / 1er Grado



# CYCLE 1 /Ciclo 1

## 2nd Grade / 2ndo Grado

23 Students Total/Estudiantes

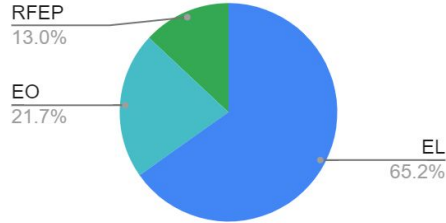
\*2 SPED

19 core day/día escolar

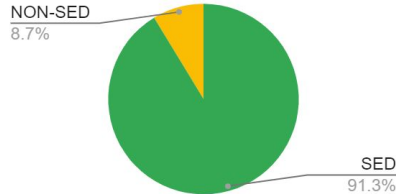
4 after school/después de escuela

### Demographics/Datos demográficos

#### Gr2 Language Classification

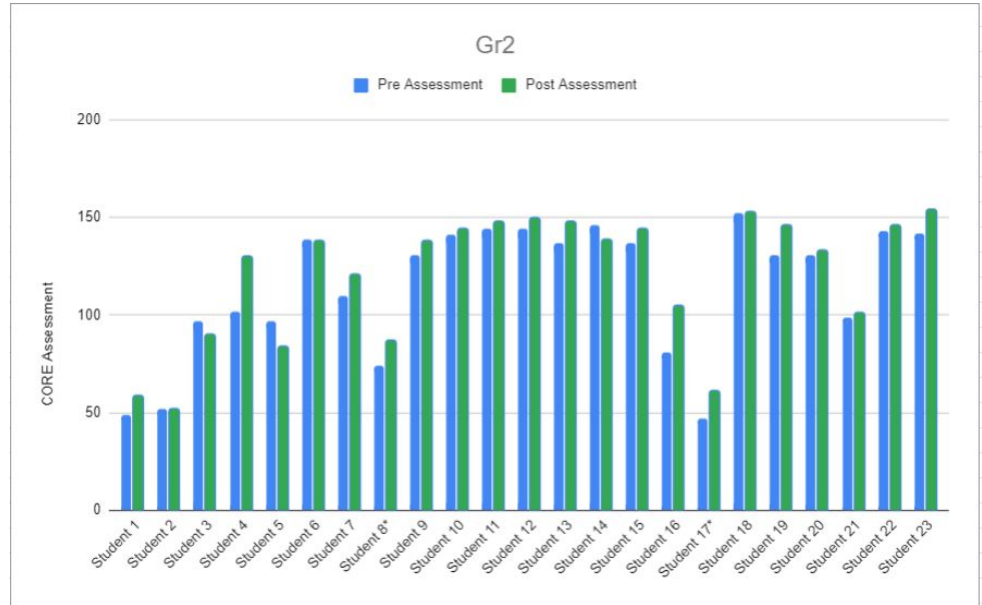


#### Gr2 Socioeconomic Status



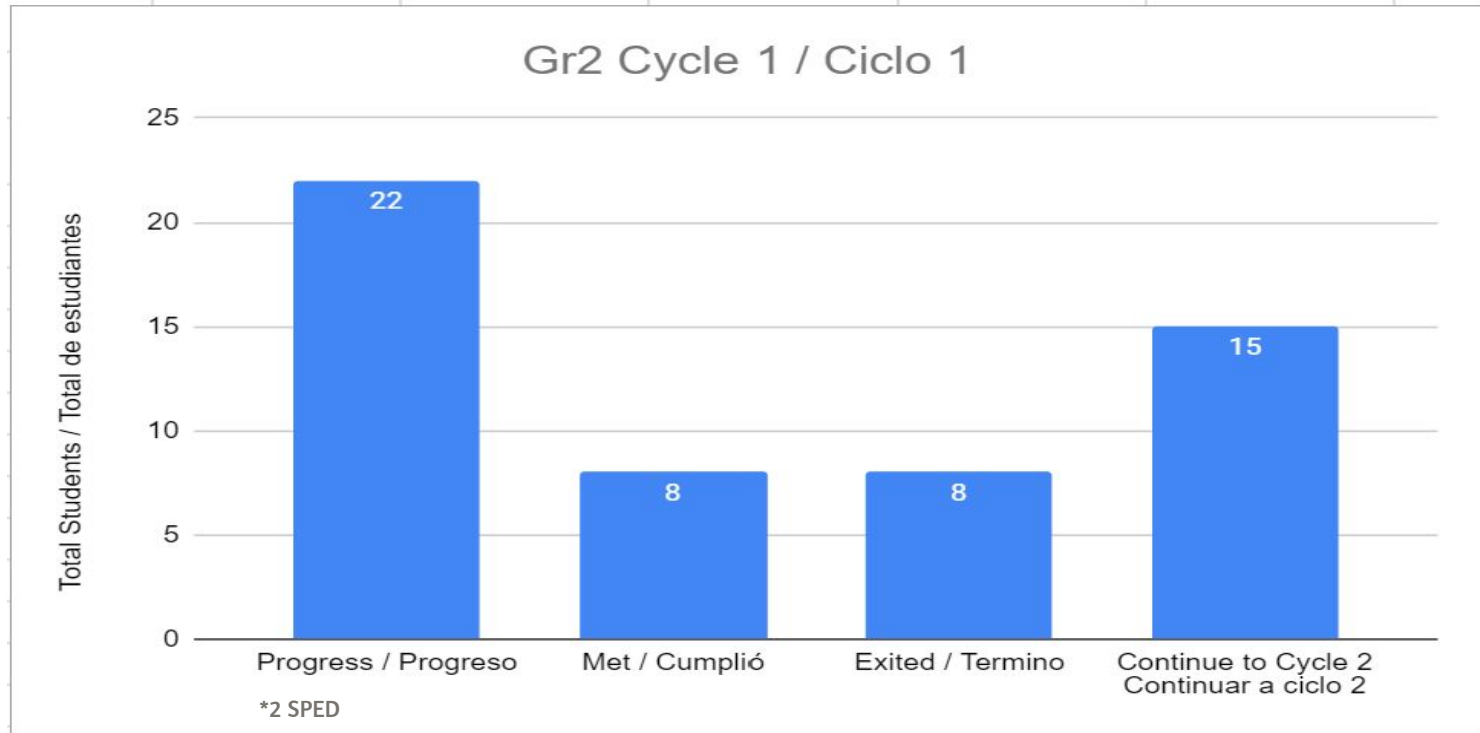
18 of the 23 students grew  
18 de los 23 estudiantes crecieron (78%)

### Outcomes/Resultados



Intervention: Foundational Skills, Fluency  
Intervención: Habilidades fundamentales, fluidez

## 2nd Grade / 2ndo Grado



# CYCLE 1 /Ciclo 1

## 3rd Grade / 3er Grado

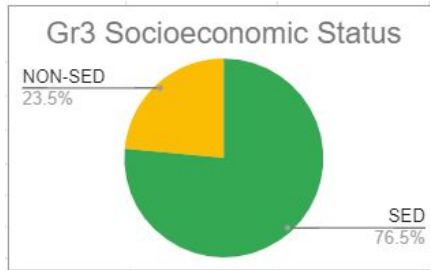
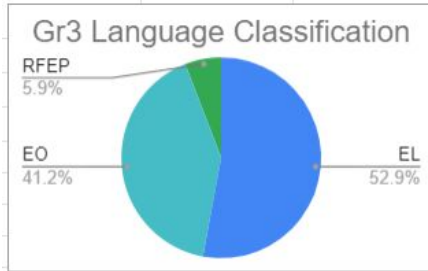
17 Students Total/Estudiantes

\*0 SPED

11 core day/día escolar

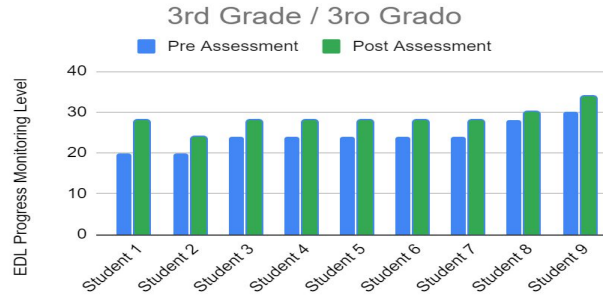
6 after school/después de escuela

### Demographics/Datos demográficos

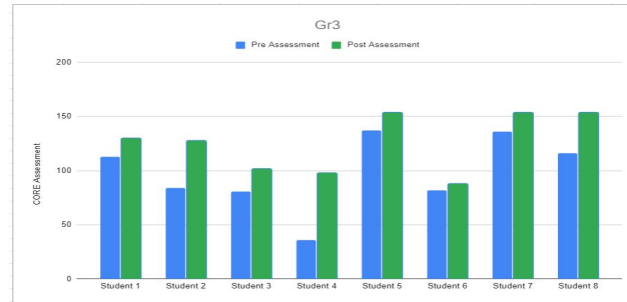


17 students grew  
Todos los estudiantes crecieron (100 %)

## Outcomes/Resultados



Intervention: Spanish Reading Non-Fiction  
*Intervención: Lectura de no ficción en español*



Intervention: Foundational Skills, Fluency  
*Intervención: Habilidades fundamentales, fluidez*

# CYCLE 1 /Ciclo 1

## 4th Grade / 4to Grado

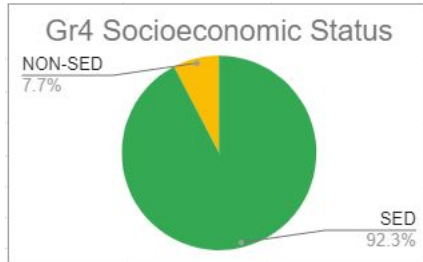
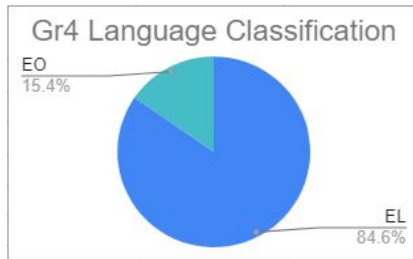
13 Students Total/Estudiantes

\*4 SPED and 1 Long Term English Learner

9 core day/día escolar

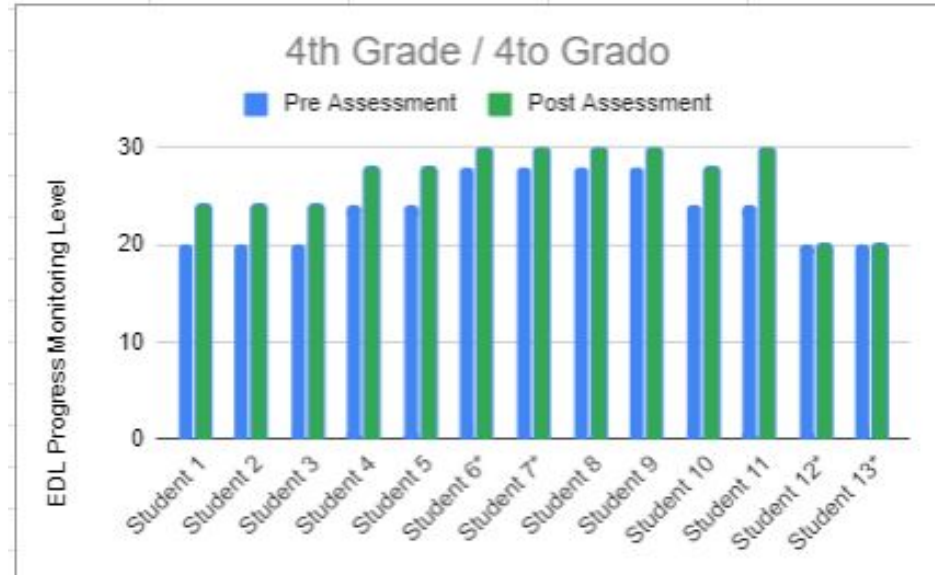
4 after school/después de escuela

### Demographics/Datos demográficos



11/13 students grew  
85% de los estudiantes crecieron

## Outcomes/Resultados



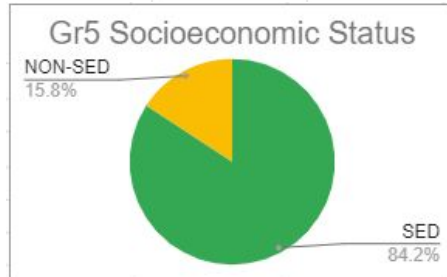
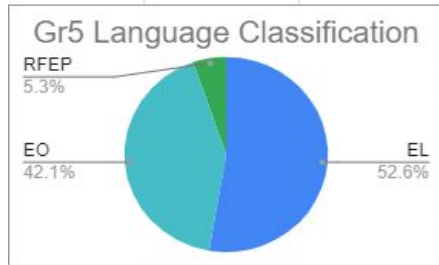
Intervention: Spanish Reading Non-Fiction  
Intervención: Lectura de no ficción en español

# CYCLE 1 /Ciclo 1

## 5th Grade / 5to Grado

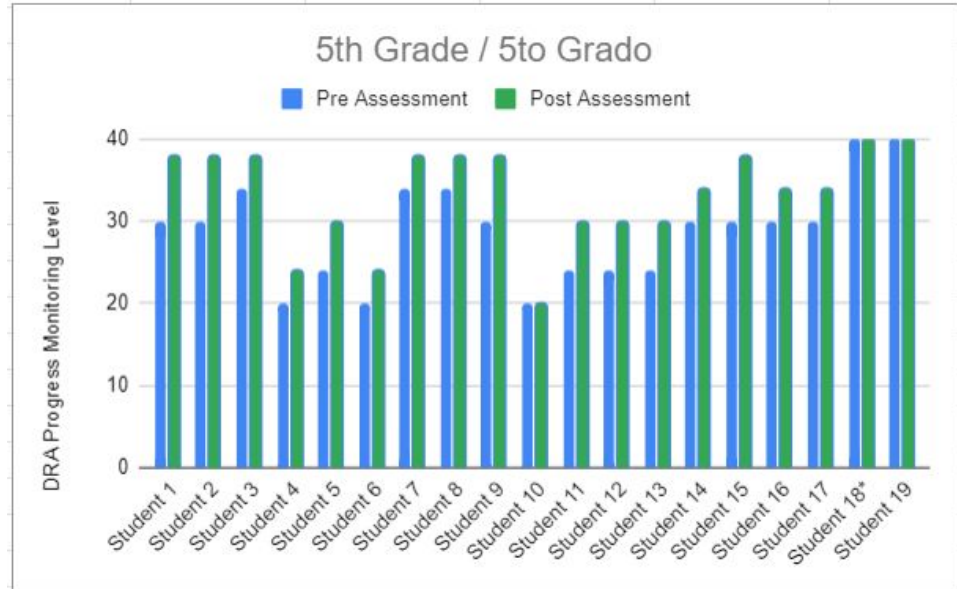
19 Students Total/Estudiantes  
 \*1 SPED and 10 Long Term English Learners  
 14 core day/dia escolar  
 5 after school/después de escuela

### Demographics/Datos demográficos



All students grew  
 Todos los estudiantes crecieron (100%)

## Outcomes/Resultados



Students 18 and 19 - Pre was an Early 40 and Post was a Late 40

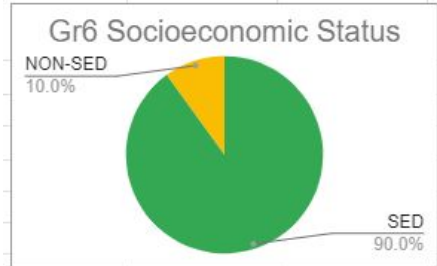
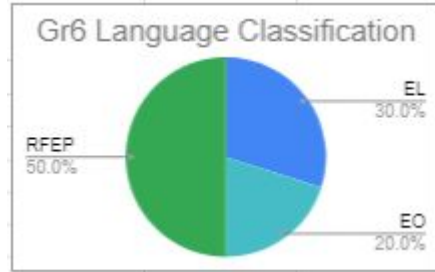
**Intervention: Non-Fiction or Fiction Reading in English**  
**Intervención: Lectura de no ficción o ficción en inglés**

# CYCLE 1 /Ciclo 1

## 6th Grade / 6to Grado

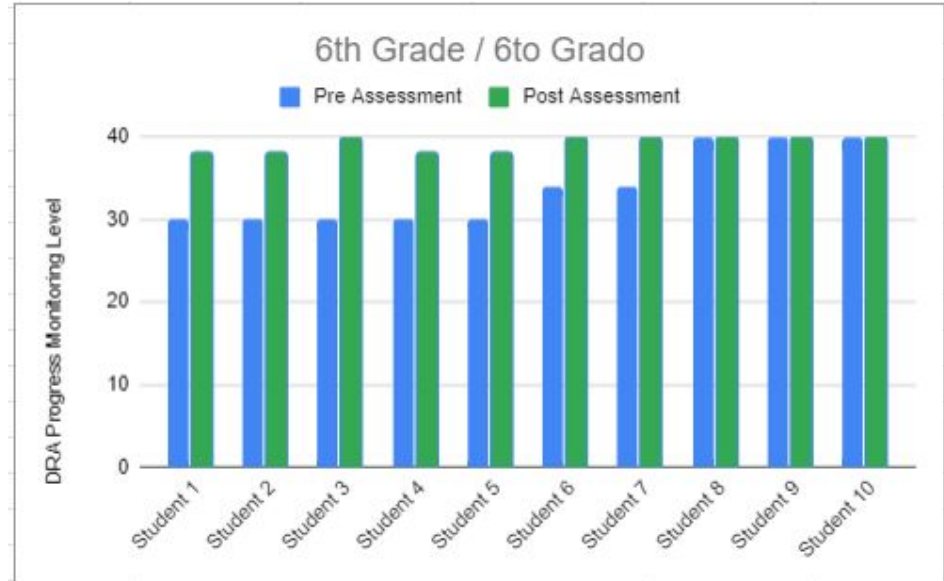
10 Students Total/Estudiantes  
\*0 SPED and 3 Long Term English Learners  
7 core day/día escolar  
3 after school/después de escuela

### Demographics/Datos demográficos



All students grew  
Todos los estudiantes crecieron (100 %)

### Outcomes/Resultados



Students 8 to 10 - Pre was an Early 40 and Post was a Late 40

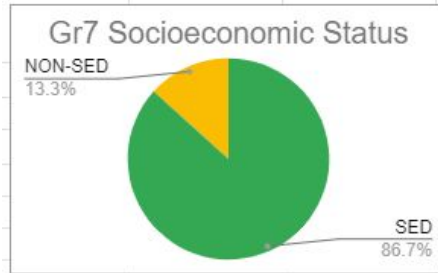
Intervention: Non-Fiction or Fiction Reading in English  
*Intervención: Lectura de no ficción o ficción en inglés*

# CYCLE 1 /Ciclo 1

## 7th Grade / 7to Grado

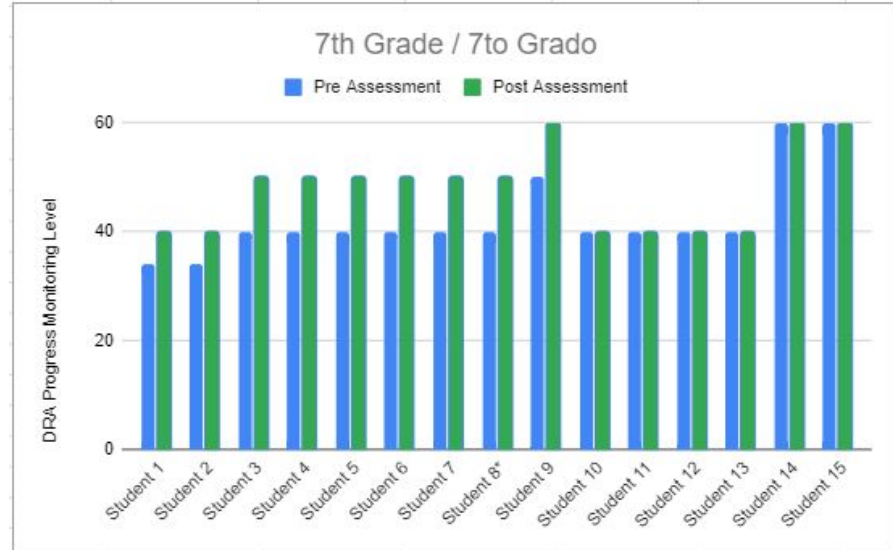
15 Students Total/Estudiantes  
\*1 SPED and 7 Long Term English Learners  
12 core day/día escolar  
3 after school/después de escuela

### Demographics/Datos demográficos



All students grew  
Todos los estudiantes crecieron (100 %)

## Outcomes/Resultados



Students 10 and 11 - Pre was an Early 40 and Post was a Mid 40  
Students 12 and 13 - Pre was an Early 40 and Post was a Late 40  
Student 14 - Pre was an Early 60 and Post was a Mid 60  
Student 15 - Pre was an Early 60 and Post was a Late 60

**Intervention: Non-Fiction or Fiction Reading in English**

**Intervención: Lectura de no ficción o ficción en inglés**

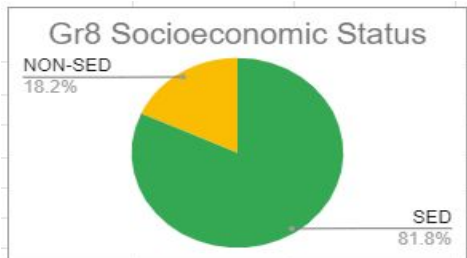


# CYCLE 1 /Ciclo 1

## 8th Grade / 8to Grado

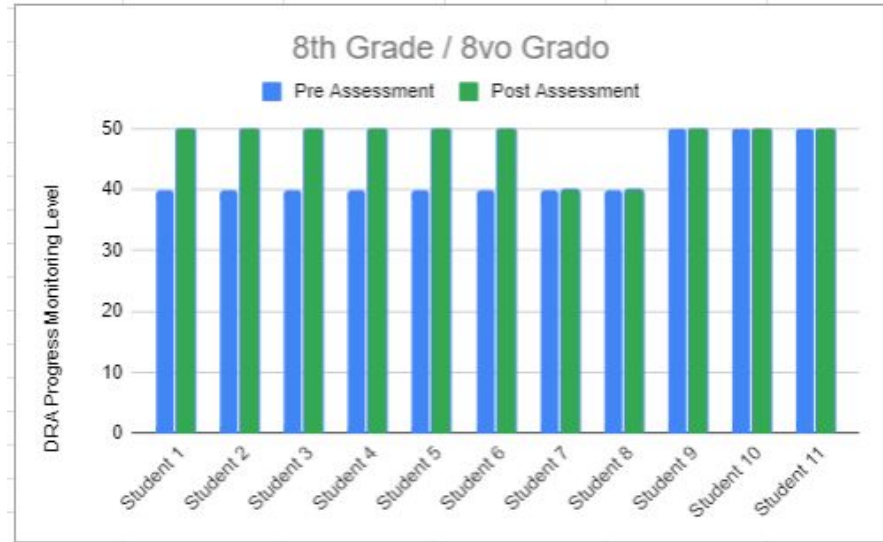
11 Students Total/Estudiantes  
\*0 SPED and 3 Long Term English Learners  
9 core day/día escolar  
2 after school/después de escuela

### Demographics/Datos demográficos



All students grew  
Todos los estudiantes crecieron (100 %)

## Outcomes/Resultados



Student 7 - Pre was an Early 40 and Post was a Late 40

Student 8 - Pre was a Mid 40 and Post was a Late 40

Students 9 to 11 - Pre was an Mid 50 and Post was a Late 50

**Intervention: Non-Fiction or Fiction Reading in English**

**Intervención: Lectura de no ficción o ficción en inglés**

# 2023 - 2024

## Cycle 2 Data

---

# CYCLE 2 /Ciclo 2

## Kinder Grade / Grado kinder

17 Students Total/Estudiantes

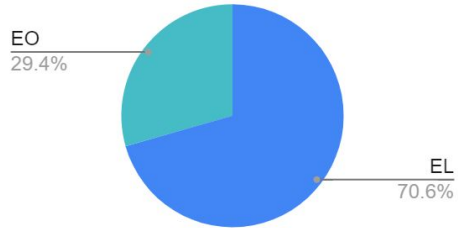
\*0 SPED

14 core day/día escolar

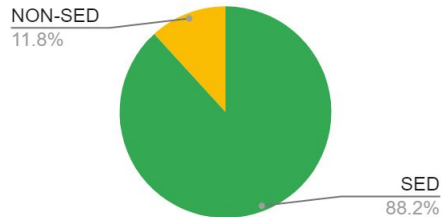
3 after school/después de escuela

Demographics/Datos demográficos

GrK Language Classification



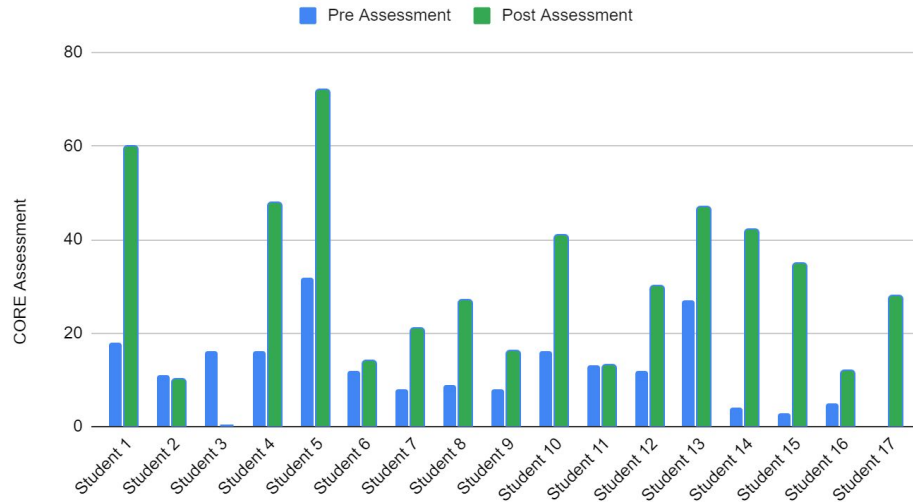
GrK Socioeconomic Status



\_\_\_\_\_ students grew  
 Todos los estudiantes crecieron (\_\_\_\_%)

## Outcomes/Resultados

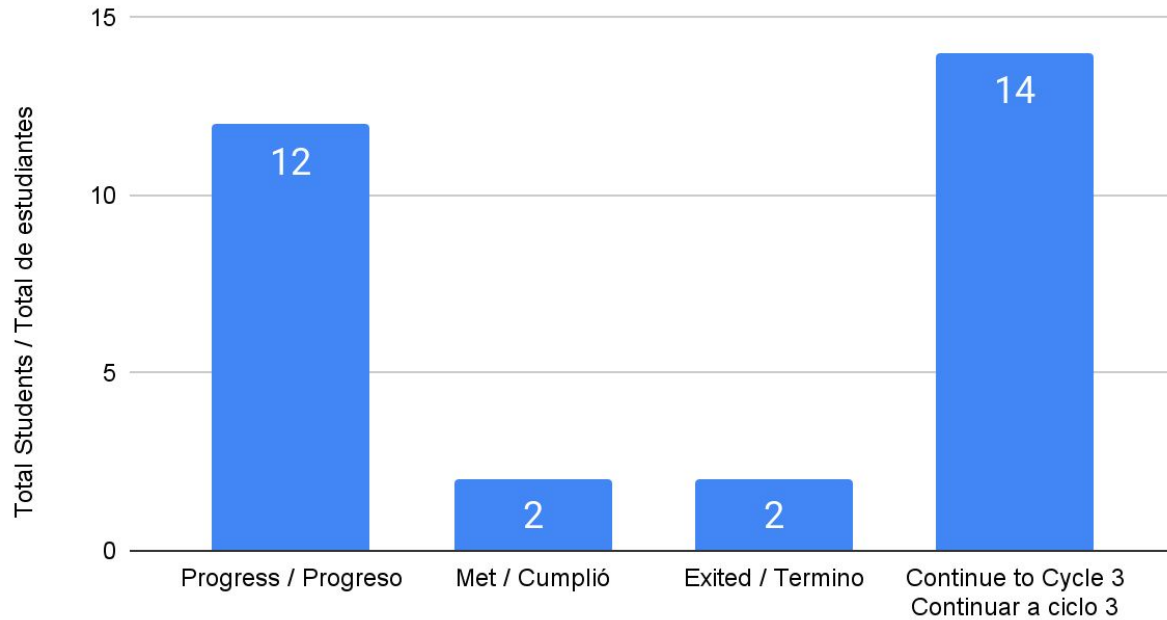
Kindergarten



Intervention: Foundational Skills, Fluency  
 Intervención: Habilidades fundamentales, fluidez

## Kinder Grade / Grado kinder

### Cycle 2 / Ciclo 2



# CYCLE 2 /Ciclo 2

## First Grade / Primer Grado

17 Students Total/Estudiantes

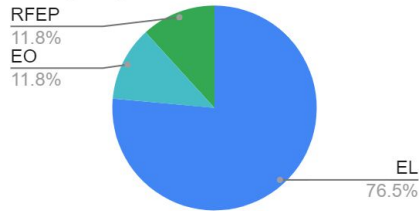
\*0 SPED

13 core day/día escolar

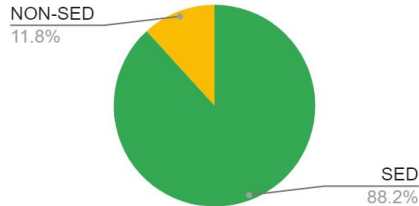
4 after school/después de escuela

### Demographics/Datos demográficos

#### Language Classification

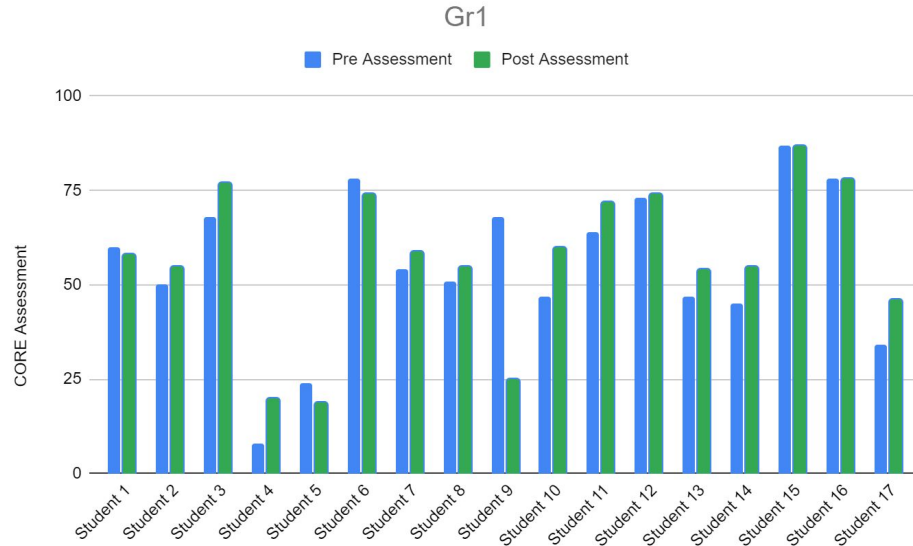


#### Socioeconomic Status



11 out of 17 students grew  
*Todos los estudiantes crecieron (65%)*

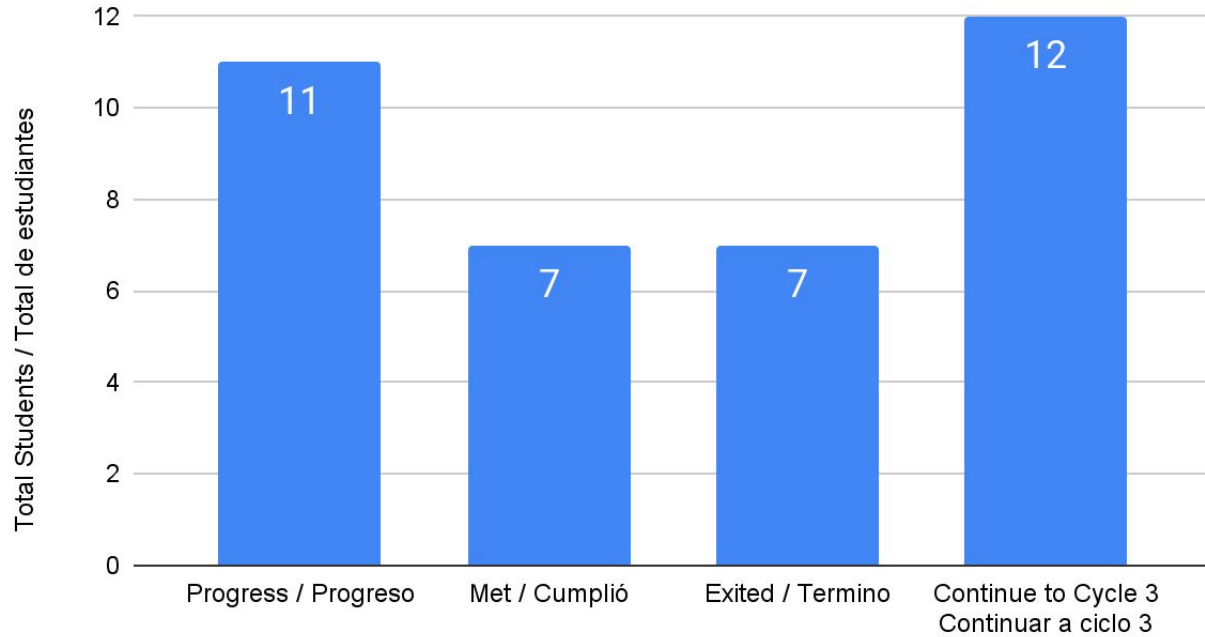
## Outcomes/Resultados



Intervention: Foundational Skills, Fluency  
*Intervención: Habilidades fundamentales, fluidez*

## First Grade / Primer Grado

### Cycle 2 / Ciclo 2



# CYCLE 2 /Ciclo 2

## Second Grade / Segundo Grado

19 Students Total/Estudiantes

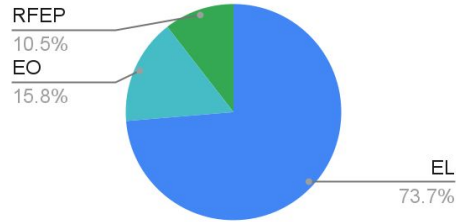
\*0 SPED

16 core day/día escolar

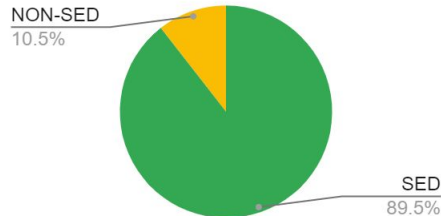
3 after school/después de escuela

### Demographics/Datos demográficos

#### Language Classification

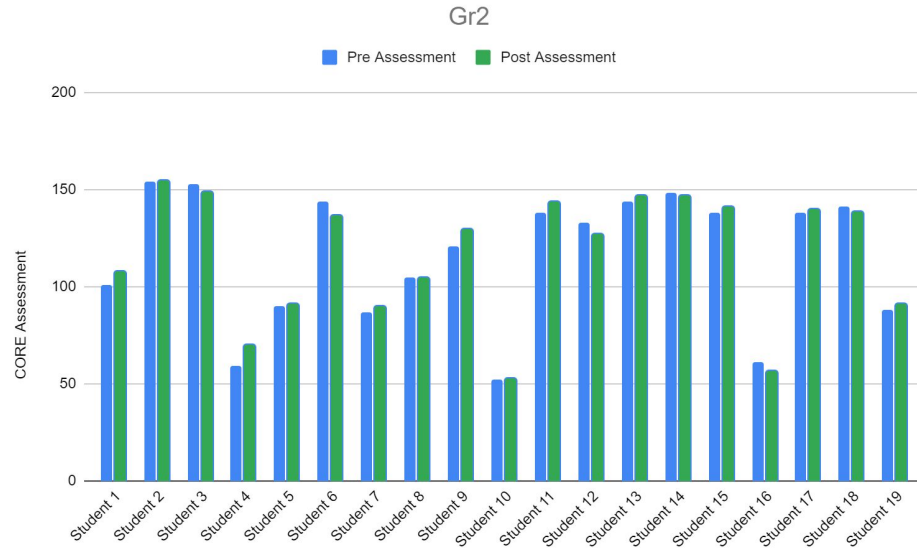


#### Socioeconomic Status



13 of 19 students grew  
13 de los 19 estudiantes crecieron (68%)

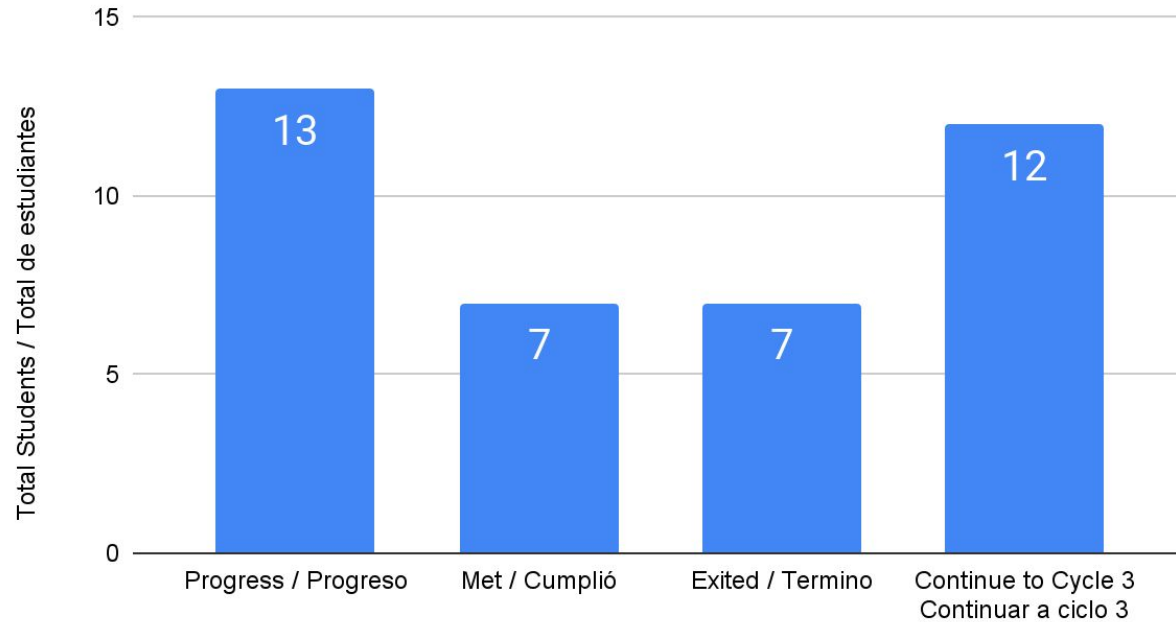
## Outcomes/Resultados



Intervention: Foundational Skills, Fluency  
Intervención: Habilidades fundamentales, fluidez

## Second Grade / Segundo Grado

Gr2 Cycle 2 / Ciclo 2





# CYCLE 2 /Ciclo 2

## 3rd Grade / 3er Grado

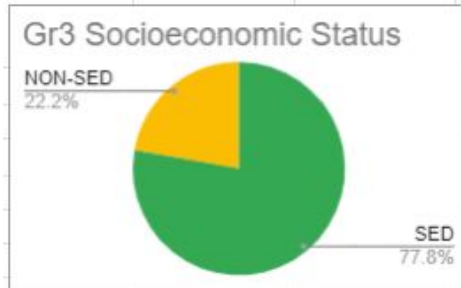
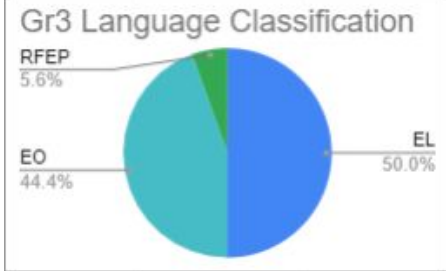
18 Students Total/Estudiantes

\*0 SPED

15 core day/día escolar

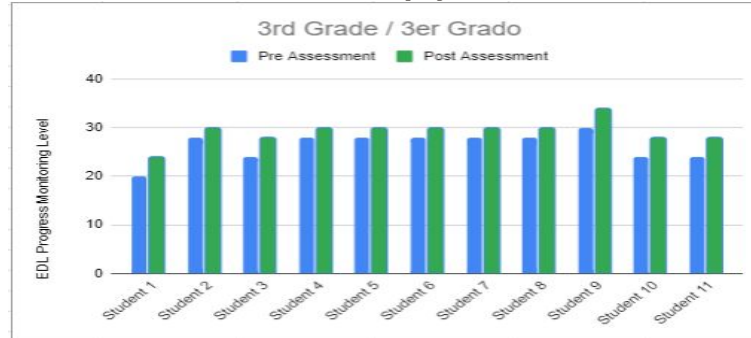
3 after school/después de escuela

### Demographics/Datos demográficos

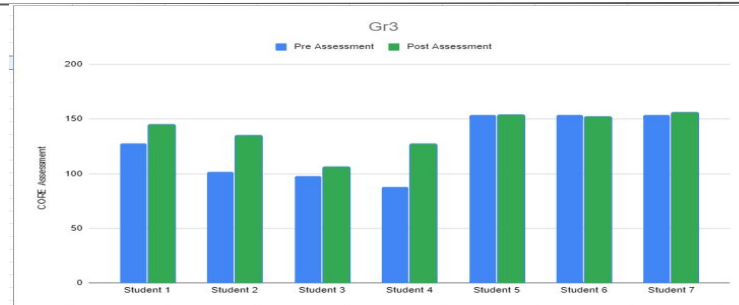


16/18 students grew  
89% de los estudiantes crecieron

## Outcomes/Resultados



Intervention: Spanish Reading Non-Fiction  
*Intervención: Lectura de no ficción en español*



Intervention: Foundational Skills, Fluency  
*Intervención: Habilidades fundamentales, fluidez*

# CYCLE 2 /Ciclo 2

## 4th Grade / 4to Grado

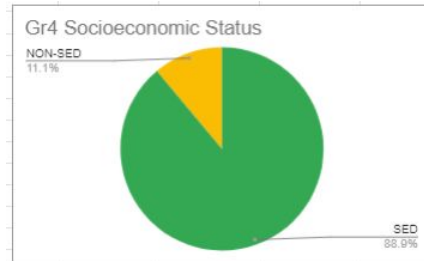
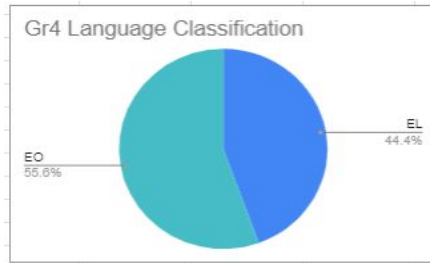
9 Students Total/Estudiantes

\*0 SPED and 1 Long Term English Learner

8 core day/día escolar

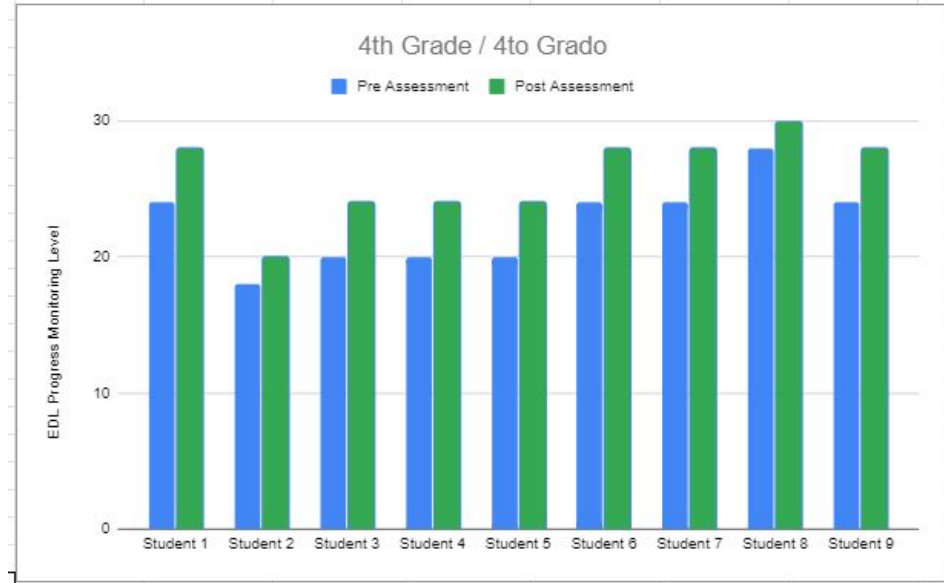
1 after school/después de escuela

### Demographics/Datos demográficos



All students grew  
100% de los estudiantes crecieron

## Outcomes/Resultados



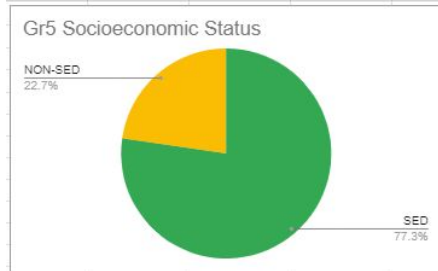
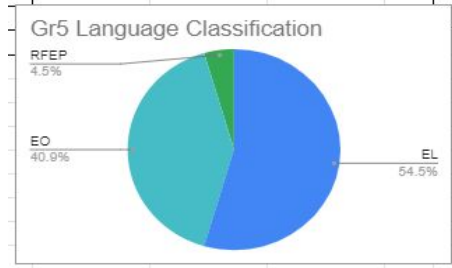
Intervention: Spanish Reading Non-Fiction  
*Intervención: Lectura de no ficción en español*

# CYCLE 2 /Ciclo 2

## 5th Grade / 5to Grado

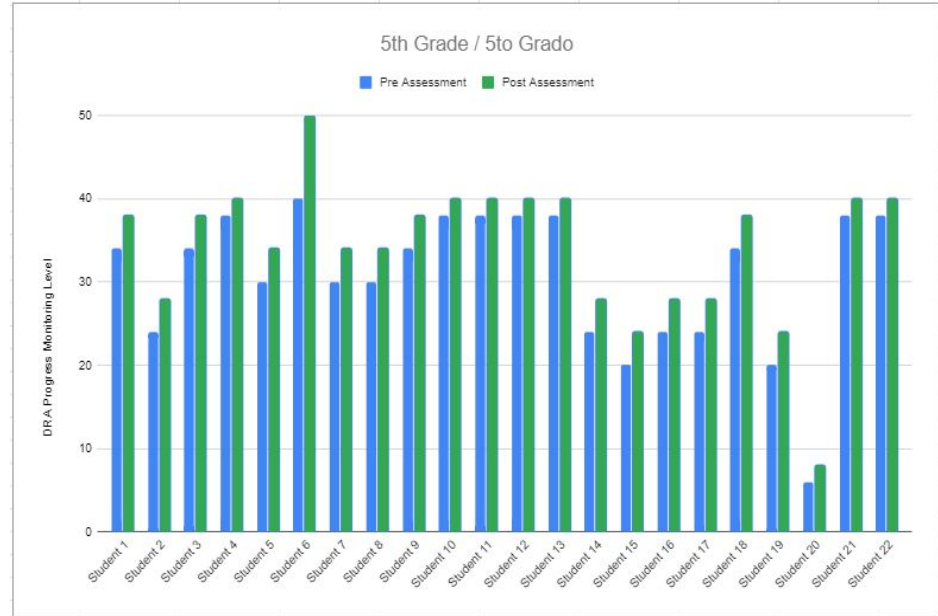
22 Students Total/Estudiantes  
 \*1 SPED and 11 Long Term English Learners  
 16 core day/dia escolar  
 6 after school/después de escuela

### Demographics/Datos demográficos



All students grew  
 Todos los estudiantes crecieron (100%)

## Outcomes/Resultados



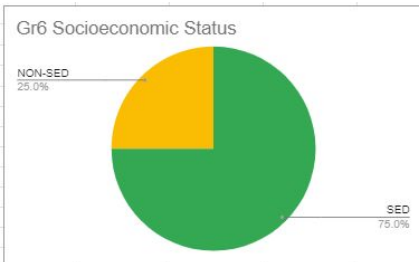
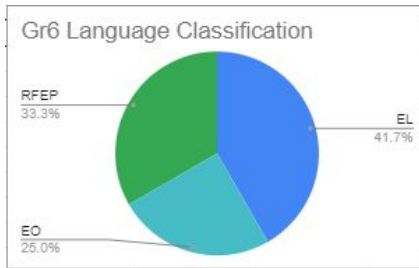
Intervention: Non-Fiction or Fiction Reading in English  
 Intervención: Lectura de no ficción o ficción en inglés

# CYCLE 2 /Ciclo 2

## 6th Grade / 6to Grado

12 Students Total/Estudiantes  
\*0 SPED and 5 Long Term English Learners  
9 core day/día escolar  
3 after school/después de escuela

### Demographics/Datos demográficos



All students grew  
Todos los estudiantes crecieron (100 %)

### Outcomes/Resultados



Students 3 and 8 - Pre was an Early 40 and Post was a Mid 40  
Student 12 - Pre was an Early 50 and Post was a Mid 50

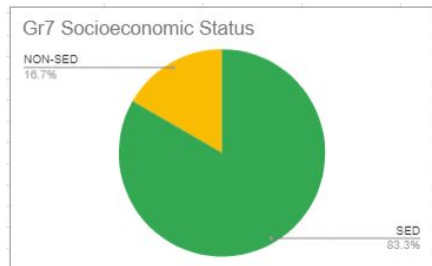
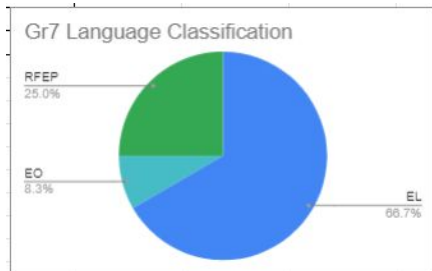
**Intervention: Non-Fiction or Fiction Reading in English**  
**Intervención: Lectura de no ficción o ficción en inglés**

# CYCLE 2 /Ciclo

## 7th Grade / 7to Grado

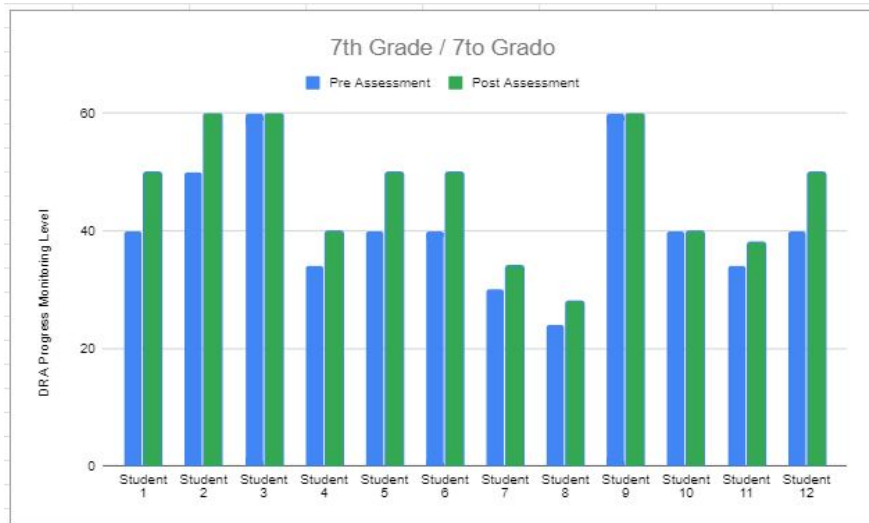
12 Students Total/Estudiantes  
\*0 SPED and 8 Long Term English Learners  
9 core day/día escolar  
3 after school/después de escuela

### Demographics/Datos demográficos



All students grew  
Todos los estudiantes crecieron (100 %)

### Outcomes/Resultados



Student 3 - Pre was a Mid 60 and Post was a Late 60  
Student 9 - Pre was an Early 60 and Post was an Mid 60  
Student 10 - Pre was an Early 40 and Post was a Late 40

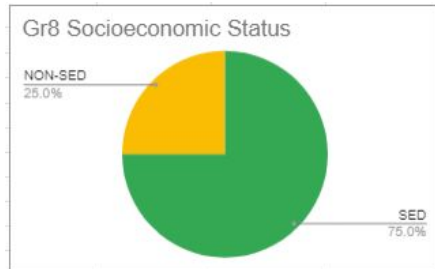
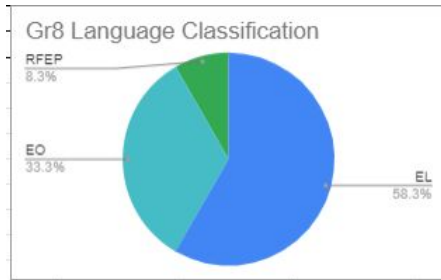
**Intervention: Non-Fiction or Fiction Reading in English**  
*Intervención: Lectura de no ficción o ficción en inglés*

# CYCLE 2 /Ciclo 2

## 8th Grade / 8to Grado

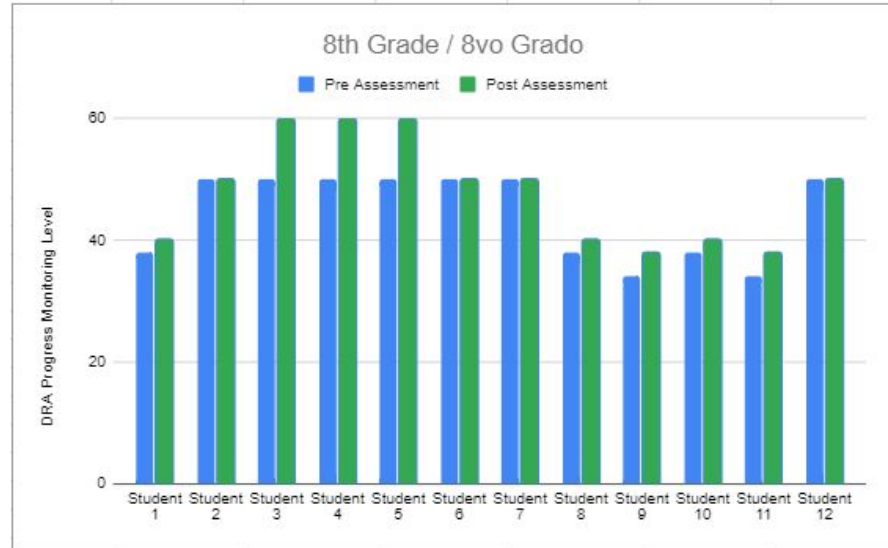
12 Students Total/Estudiantes  
\*0 SPED and 7 Long Term English Learners  
10 core day/dia escolar  
2 after school/después de escuela

### Demographics/Datos demográficos



All students grew  
Todos los estudiantes crecieron (100 %)

### Outcomes/Resultados



Students 2, 7, and 12 - Pre was an Early 50 and Post was a Mid 50  
Student 6 - Pre was an Early 50 and Post was a Late 50

**Intervention: Non-Fiction or Fiction Reading in English**  
**Intervención: Lectura de no ficción o ficción en inglés**

# 2023 - 2024

## Cycle 3 Data

---

# CYCLE 3 /Ciclo 3

## TK Grade / Grado TK

4 Students Total/Estudiantes

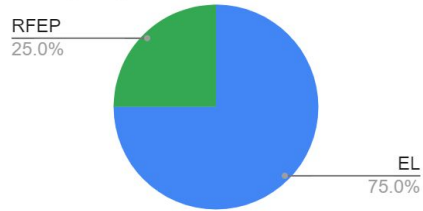
\*0 SPED

4 core day/día escolar

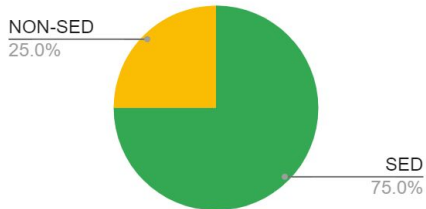
0 after school/después de escuela

### Demographics/Datos demográficos

#### Language Classification

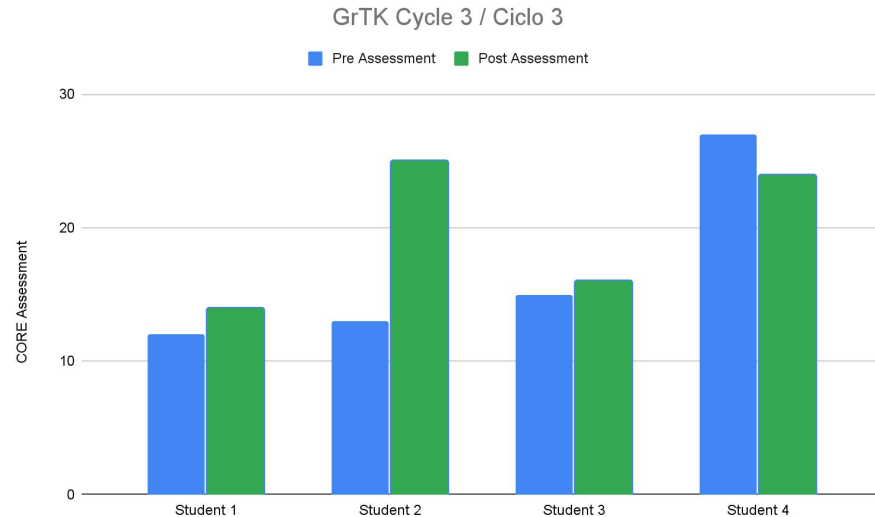


#### Socioeconomic Status



3 of the 4 students grew  
3 de 4 de los estudiantes crecieron (75%)

## Outcomes/Resultados

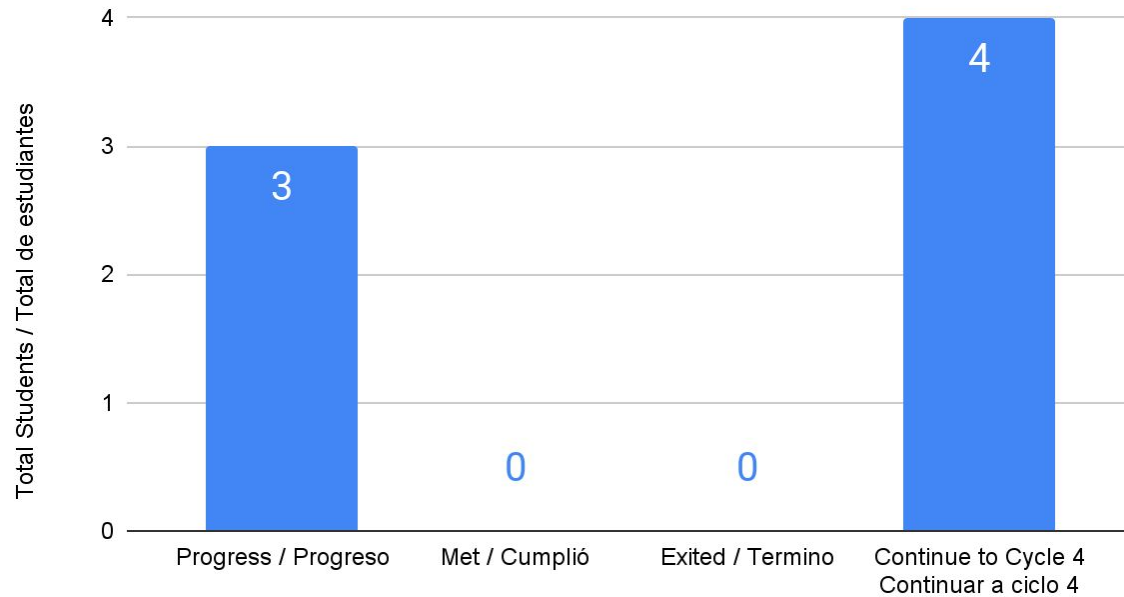


Intervention: Foundational Skills, Fluency  
*Intervención: Habilidades fundamentales, fluidez*



## TK Grade / Grado TK

### Cycle 3 / Ciclo 3



# CYCLE 3 /Ciclo 3

## Kinder Grade / Grado kinder

18 Students Total/Estudiantes

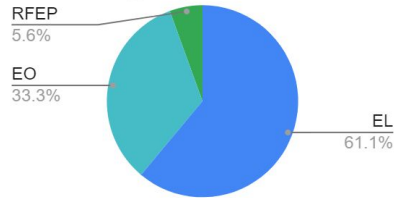
\*0 SPED

15 core day/día escolar

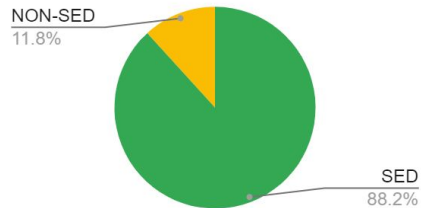
3 after school/después de escuela

### Demographics/Datos demográficos

#### GrK Language Classification



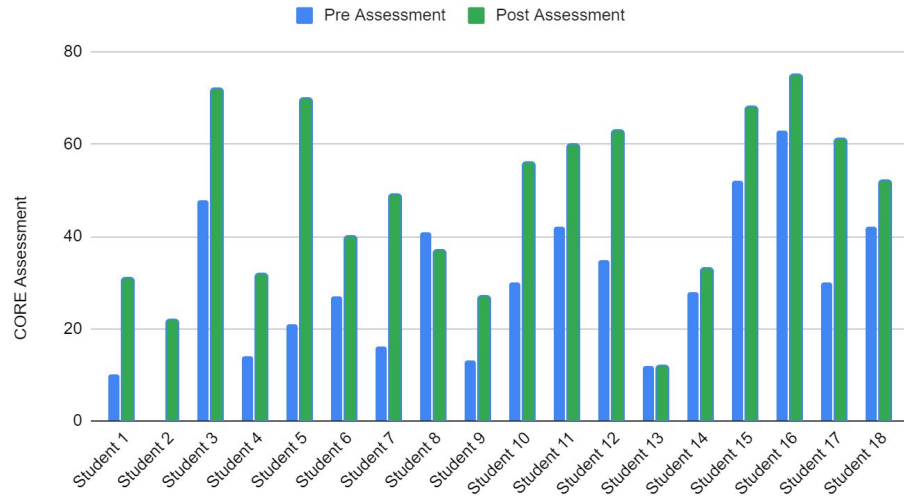
#### GrK Socioeconomic Status



17 of the 18 students grew  
17 de 18 de los estudiantes crecieron (94%)

## Outcomes/Resultados

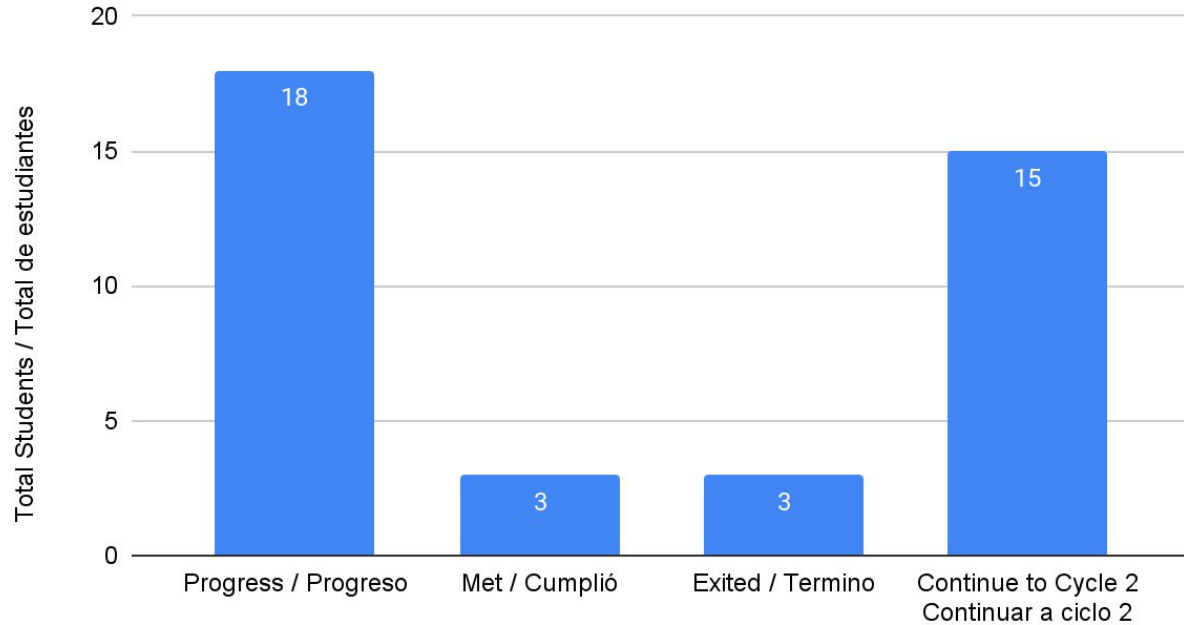
### Kindergarten



Intervention: Foundational Skills, Fluency  
*Intervención: Habilidades fundamentales, fluidez*

## Kinder Grade / Grado kinder

### Cycle 3 / Ciclo 3



# CYCLE 3 /Ciclo 3

## First Grade / Primer Grado

16 Students Total/Estudiantes

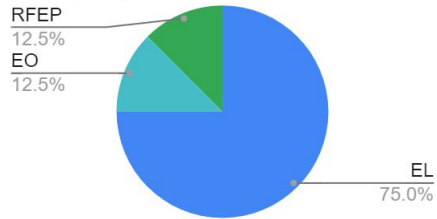
\*0 SPED

9 core day/día escolar

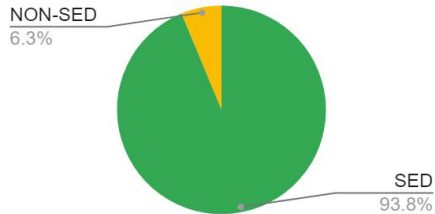
7 after school/después de escuela

### Demographics/Datos demográficos

#### Language Classification

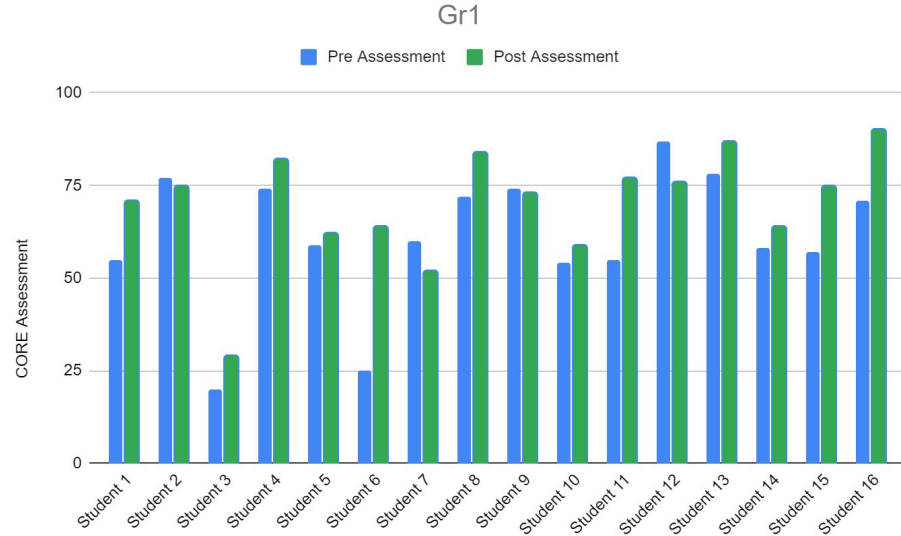


#### Socioeconomic Status



12 of 16 students grew  
12 de 16 de los estudiantes crecieron (75%)

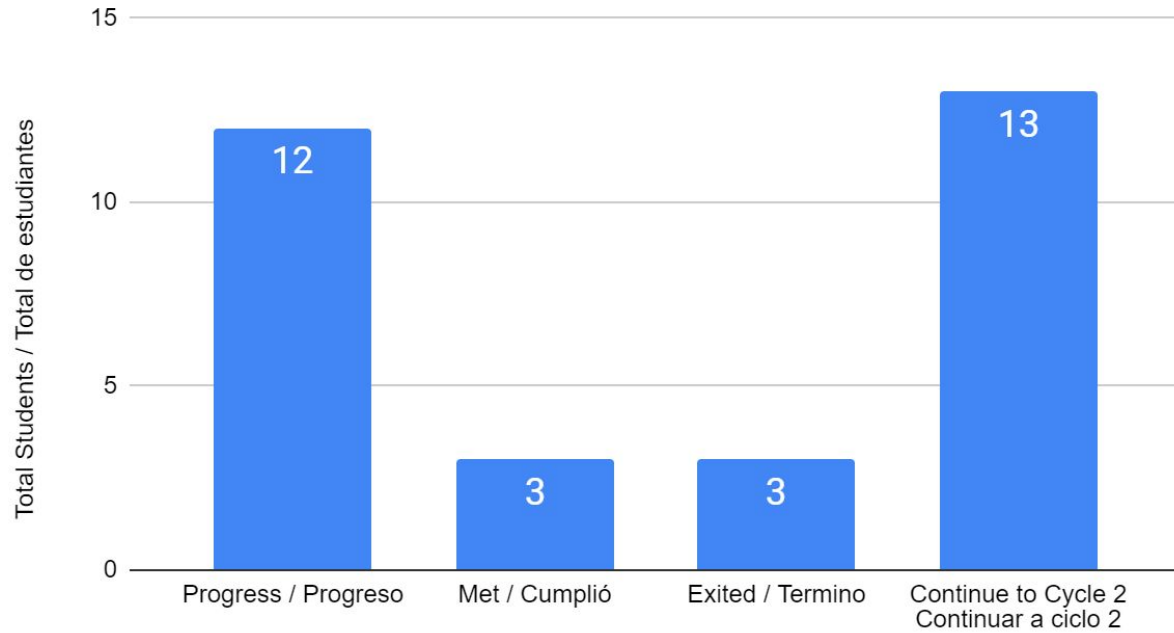
## Outcomes/Resultados



Intervention: Foundational Skills, Fluency  
Intervención: Habilidades fundamentales, fluidez

## First Grade / Primer Grado

### Cycle 3 / Ciclo 3



# CYCLE 3 /Ciclo 3

## Second Grade / Segundo Grado

13 Students Total/Estudiantes

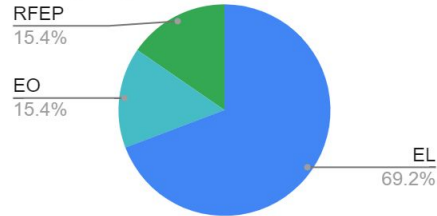
\*0 SPED

13 core day/día escolar

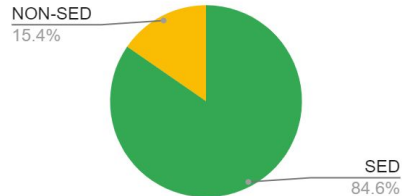
0 after school/después de escuela

### Demographics/Datos demográficos

#### Language Classification

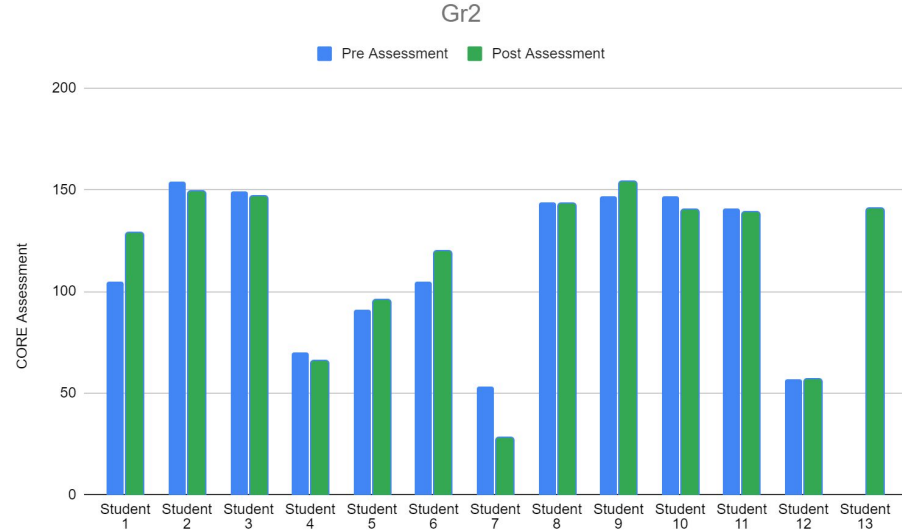


#### Socioeconomic Status



6 of 13 students grew  
6 de 13 de los estudiantes crecieron (46%)

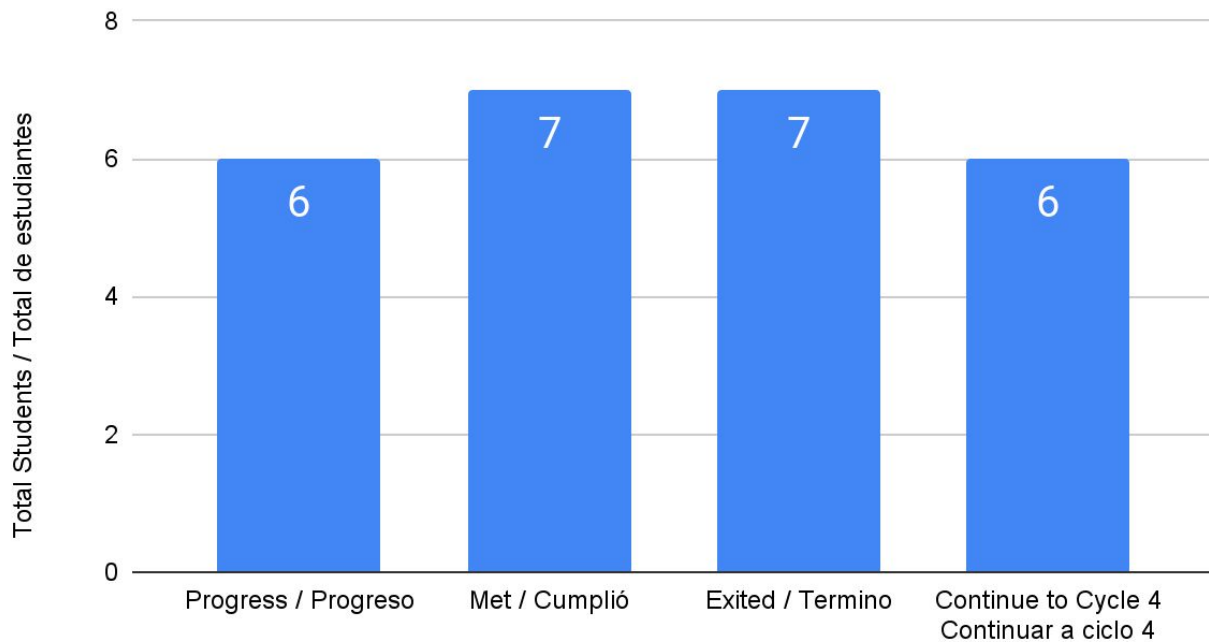
### Outcomes/Resultados



Intervention: Foundational Skills, Fluency  
Intervención: Habilidades fundamentales, fluidez

## Second Grade / Segundo Grado

### Cycle 3 / Ciclo 3



# CYCLE 3 /Ciclo 3

## 3rd Grade / 3er Grado

14 Students Total/Estudiantes

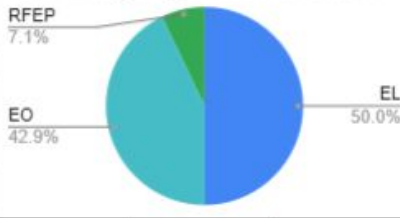
\*0 SPED

11 core day/día escolar

3 after school/después de escuela

### Demographics/Datos demográficos

#### Gr3 Language Classification

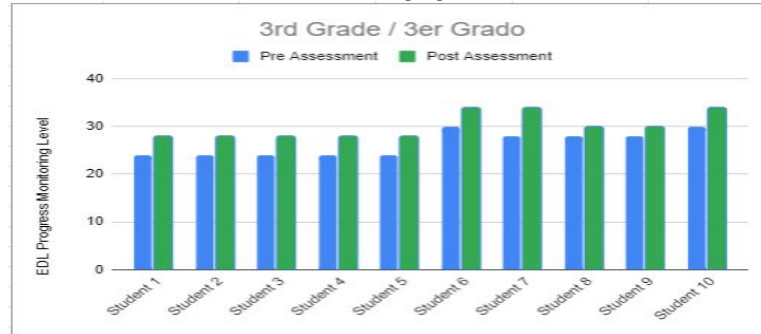


#### Gr3 Socioeconomic Status



12/14 students grew (86%)  
12/14 estudiantes crecieron (86%)

## Outcomes/Resultados



Intervention: Spanish Reading Non-Fiction  
*Intervención: Lectura de no ficción en español*



Intervention: Foundational Skills, Fluency  
*Intervención: Habilidades fundamentales, fluidez*

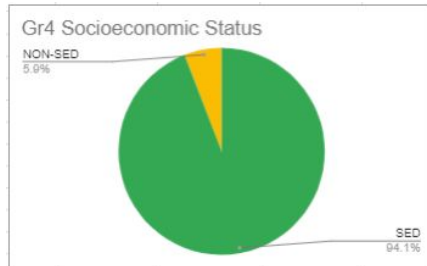


# CYCLE 3 /Ciclo 3

## 4th Grade / 4to Grado

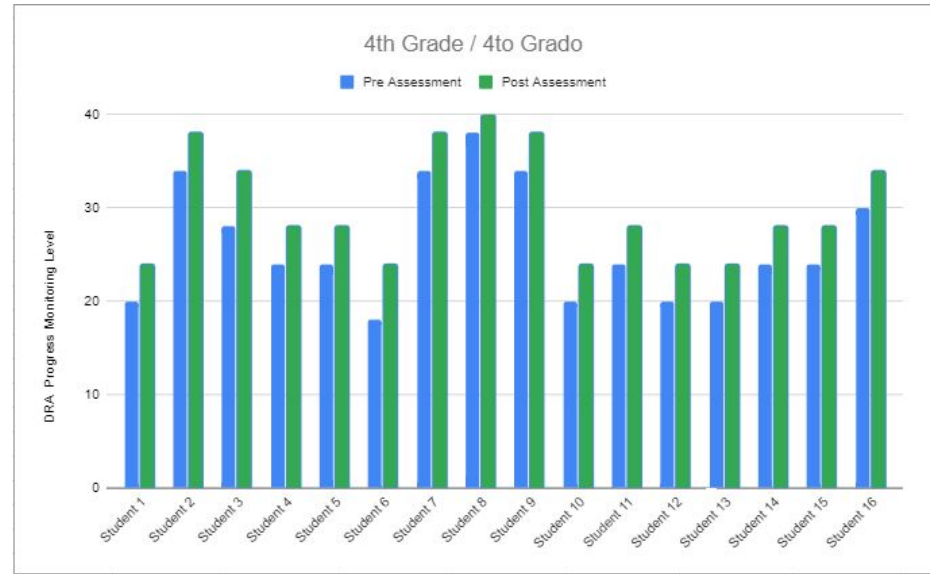
16 Students Total/Estudiantes  
\*0 SPED and 0 Long Term English Learner  
8 core day/día escolar  
8 after school/después de escuela

### Demographics/Datos demográficos



All students grew  
100% de los estudiantes crecieron

## Outcomes/Resultados



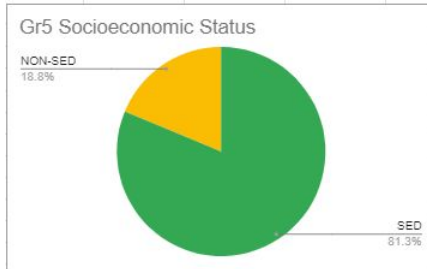
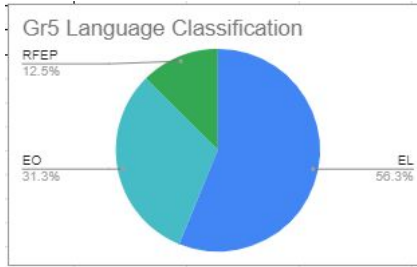
Intervention: Non-Fiction or Fiction Reading in English  
Intervención: Lectura de no ficción o ficción en inglés

# CYCLE 3 /Ciclo 3

## 5th Grade / 5to Grado

16 Students Total/Estudiantes  
\*0 SPED and 8 Long Term English Learners  
11 core day/día escolar  
5 after school/después de escuela

### Demographics/Datos demográficos



15/16 students grew  
94% de los estudiantes crecieron

## Outcomes/Resultados



Student 1 - Pre was a Mid 40 and Post was a Late 40

Student 2 - Did not grow

Students 13 and 16 - Pre was an Early 40 and Post was a Mid 40

**Intervention: Non-Fiction or Fiction Reading in English**

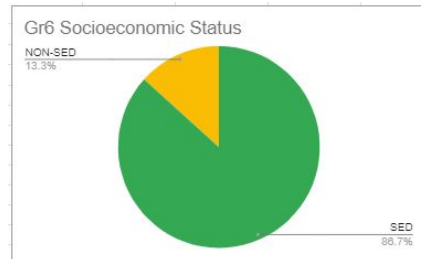
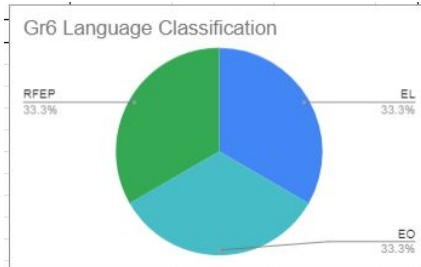
**Intervención: Lectura de no ficción o ficción en inglés**

# CYCLE 3 /Ciclo 3

## 6th Grade / 6to Grado

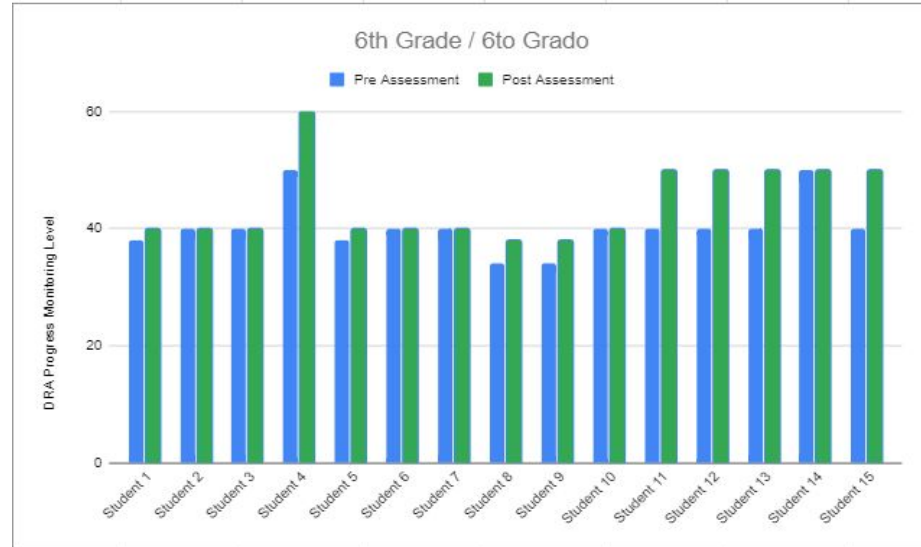
15 Students Total/Estudiantes  
\*0 SPED and 5 Long Term English Learners  
13 core day/día escolar  
2 after school/después de escuela

### Demographics/Datos demográficos



All students grew  
Todos los estudiantes crecieron (100 %)

### Outcomes/Resultados



Students 2, 7, and 10 - Pre was an Early 40 and Post was a Mid 40  
Student 3 - Pre was an Early 40 and Post was a Late 40  
Student 6 - Pre was a Mid 40 and Post was a Late 40  
Student 14 - Pre was a Mid 50 and Post was a Late 50

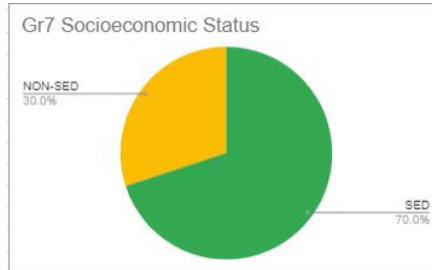
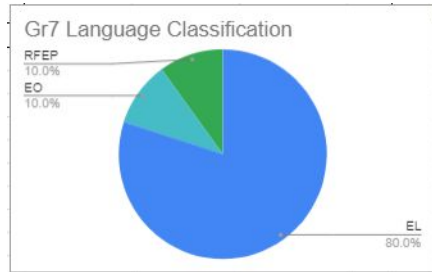
**Intervention: Non-Fiction or Fiction Reading in English**  
**Intervención: Lectura de no ficción o ficción en inglés**

# CYCLE 3 /Ciclo 3

## 7th Grade / 7to Grado

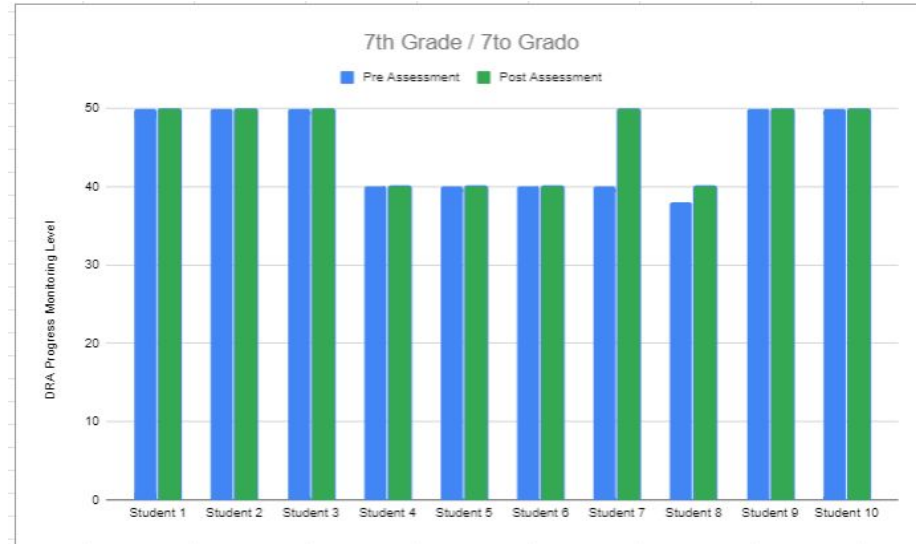
10 Students Total/Estudiantes  
\*0 SPED and 8 Long Term English Learners  
8 core day/día escolar  
2 after school/después de escuela

### Demographics/Datos demográficos



All students grew  
Todos los estudiantes crecieron (100 %)

## Outcomes/Resultados



Student 1, 2, 3, and 10 - Pre was a Mid 50 and Post was a Late 50  
Student 4 and 5 - Pre was an Early 40 and Post was a Mid 40  
Student 6 - Pre was a Mid 40 and Post was a Late 40  
Student 9 - Pre was an Early 50 and Post was a Mid 50

**Intervention: Non-Fiction or Fiction Reading in English**

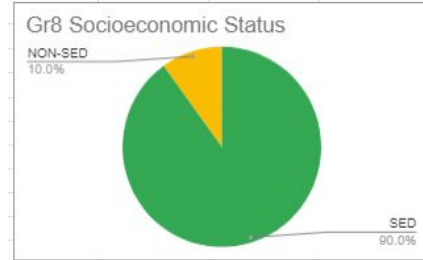
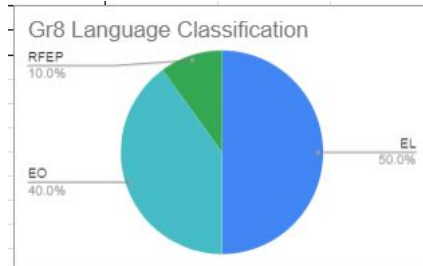
**Intervención: Lectura de no ficción o ficción en inglés**

# CYCLE 3 /Ciclo 3

## 8th Grade / 8to Grado

10 Students Total/Estudiantes  
\*0 SPED and 5 Long Term English Learners  
10 core day/día escolar  
0 after school/después de escuela

### Demographics/Datos demográficos



9/10 students grew  
90% de los estudiantes crecieron

### Outcomes/Resultados



Student 1 - Did not grow  
Student 2 - Pre was a Mid 40 nd Post was a Late 40  
Student 3 - Pre was a Mid 50 and Post was a Late 50  
Student 4 - Pre was an Early 60 and Post was a Late 60  
Student 5, 6 and 10 - Pre was a Mid 60 and Post was a Late 60  
Student 7 - Pre was an Early 40 and Post was a Late 40  
Student 9 - Pre was an Early 50 and Post was a Late 50

**Intervention: Non-Fiction or Fiction Reading in English**  
**Intervención: Lectura de no ficción o ficción en inglés**

# 2023 - 2024

## Cycle 4 Data

---

**2023 - 2024**

**Math Intervention**

---

# Math Teacher-Led After-School Intervention Summary

|                  |            |            |            |               |            |              |
|------------------|------------|------------|------------|---------------|------------|--------------|
| <b>Grade:</b>    | <b>1st</b> | <b>4th</b> | <b>6th</b> | <b>7th</b>    | <b>8th</b> | <b>TOTAL</b> |
| <b>Students:</b> | <b>10</b>  | <b>11</b>  | <b>17</b>  | <b>16 + 5</b> | <b>11</b>  | <b>65</b>    |

| <b>Grade</b> | <b>Overall Growth</b> |
|--------------|-----------------------|
| <b>1st</b>   | <b>TBD</b>            |
| <b>4th</b>   | <b>73%</b>            |
| <b>6th</b>   | <b>82%</b>            |
| <b>7th</b>   | <b>100% , 40%</b>     |
| <b>8th</b>   | <b>100%</b>           |



# Math Teacher-Led After-School Intervention

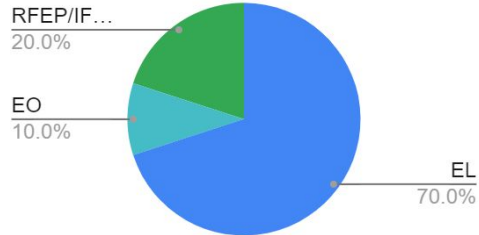
Maestra Tejada, Maestra Jauregui, Maestra Valencia

## First Grade / Primer Grado

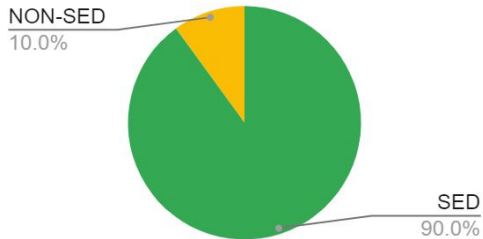
10 Students Total/Estudiantes

### Demographics/Datos demográficos

#### Language Classification



#### Socioeconomic Status



### Outcomes/Resultados

TBA

Focus: **1.NBT.2 Place Value, Foundational Skills**

Dates: **5 week cycle, March 19th - April 23rd**

Enfoque: **1.NBT.2 Valor posicional, Habilidades Fundamentales**

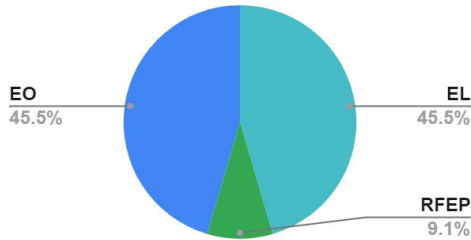
Fechas: **ciclo de 5 semanas, 19 de marzo - 23 de abril**

# Math Teacher-Led After-School Intervention

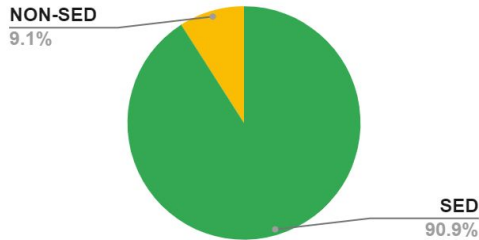
## Grade 4 / Grado 4

### Demographics/Datos demográficos

#### Language Classification

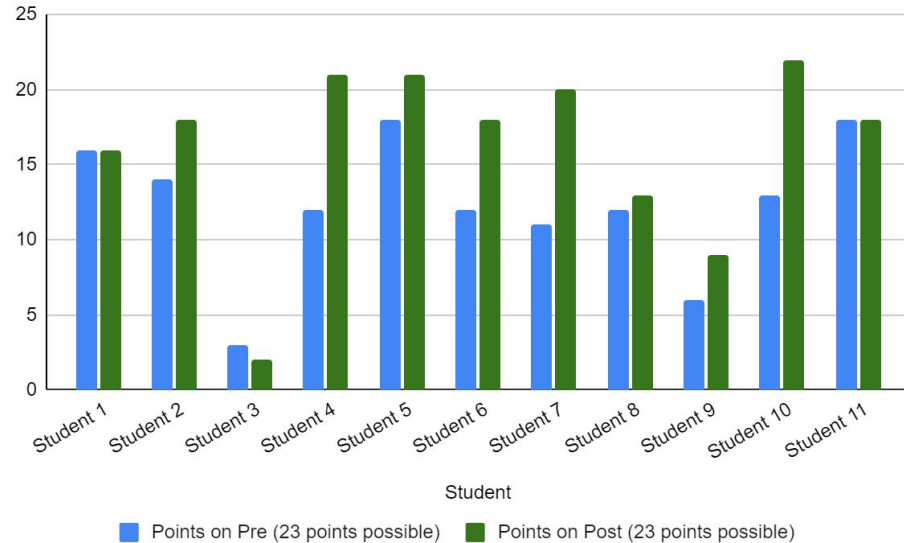


#### Socioeconomic Status



11 Students Total/11 Estudiantes

### Outcomes/Resultados



**Focus/Enfoque:** Multiply or divide to solve word problems (area model, ratio table, division)/*Multiplicar o dividir para resolver problemas matemáticos escritos (modelo del área, tabla de proporciones, división)*

**Standards/Estándares:** 4.NBT.B.5, 4.OA.A.2, 4.OA.A.3

**Dates:** February 5, 2024 - February 28

**Fechas:** 5 de febrero - 28 de febrero

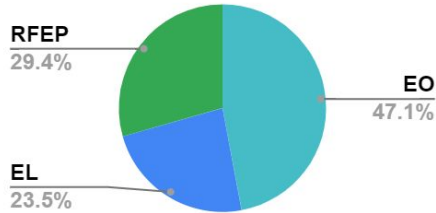
# Math Teacher-Led After-School Intervention

## Grade 6/ Grado 6

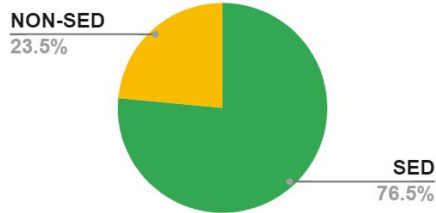
17 Students Total/ 17 Estudiantes

### Demographics/Datos demográficos

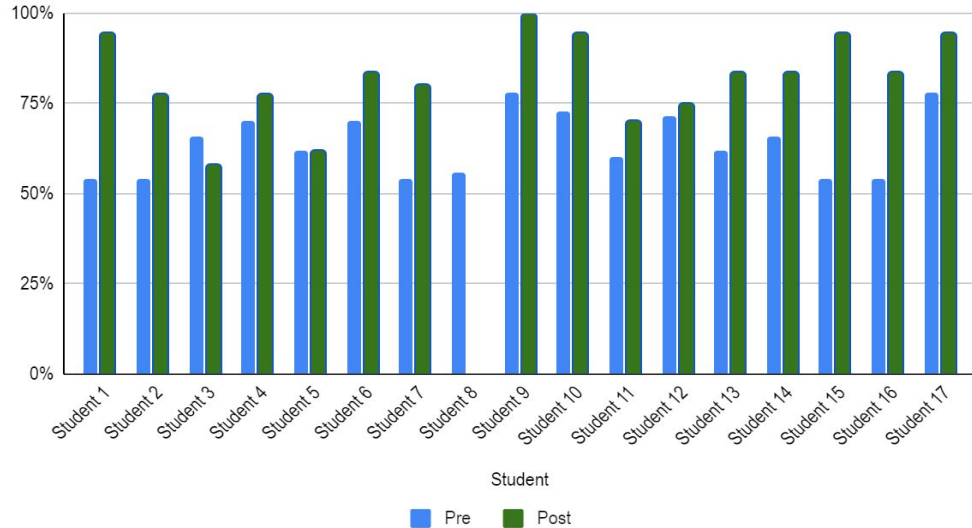
#### Language Classification



#### Socioeconomic Status



### Outcomes/Resultados



**Focus/Enfoque:** Solve Real-World And Mathematical Problems Involving Area, Surface Area, And Volume./  
*Resolver problemas matemáticos y del mundo real relacionados al área, el área de superficie total, y el volumen.*

**Standards/Estándares:** 6.G.A.1, 6.G.A.2, 6.G.A.4

**Dates:** February 5 - February 28

**Fechas:** 5 de febrero - 28 de febrero

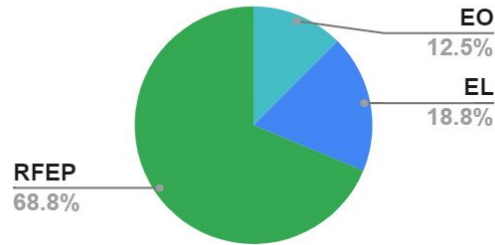
# Math Teacher-Led After-School Intervention

## Grade 7 / Grado 7

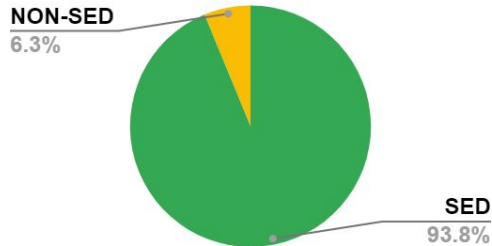
16 Students Total/ 16 Estudiantes

Demographics/Datos demográficos

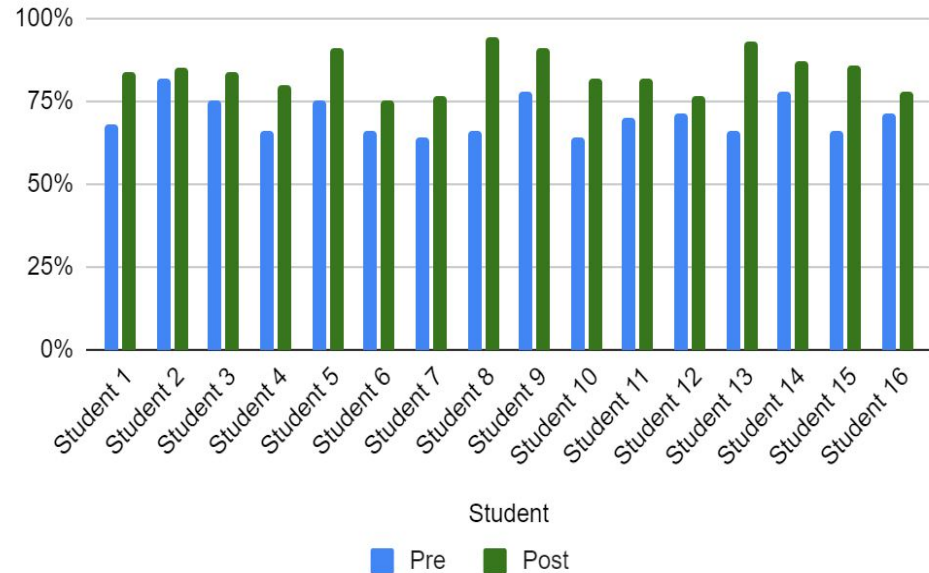
### Language Classification



### Socioeconomic Status



Outcomes/Resultados



**Focus/Enfoque:** Solve real-world and mathematical problems involving area, volume and surface area. Use measures of center and measures of variability for numerical data from random samples./*Resolver problemas matemáticos y del mundo real, relacionados con el área, el volumen y el área de la superficie. Utilizar la tendencia central de medidas y las medidas de variabilidad numérica de información a partir de muestras al azar.*

**Standards/Estándares:** 7.G.B.6, 7.SP.B.4

**Dates:** February - February 28

**Fechas:** 5 de febrero - 28 de febrero

# Math Teacher-Led After-School Intervention

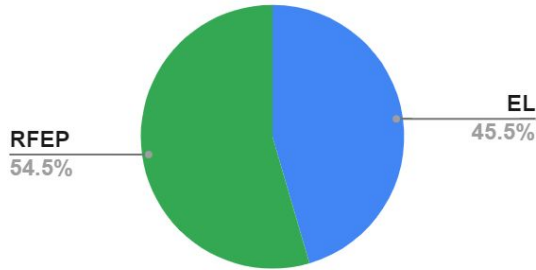
## Grade 8 / Grado 8

11 Students Total/ 11 Estudiantes

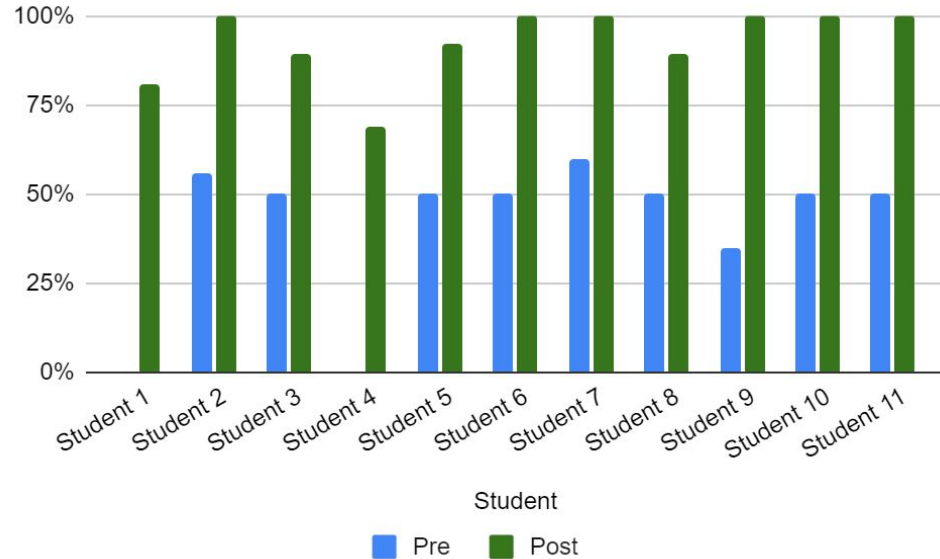
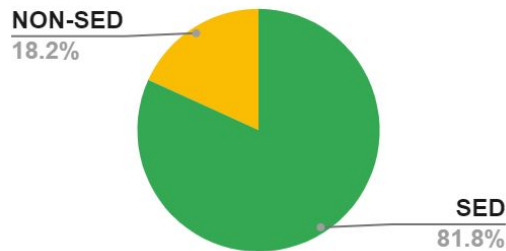
Demographics/Datos demográficos

Outcomes/Resultados

### Language Classification



### Socioeconomic Status



Focus/Enfoque: Solve real-world and mathematical problems involving surface area and volume of cylinders. Understand and apply the pythagorean theorem./Resolver problemas matemáticos y del mundo real relacionados el área de superficie total y el volumen de cilindros. Entender y aplicar el teorema de Pitágoras.

Standards/Estándares: 8.G.C.9, 8.G.B.6, 8.G.B.7

Dates: February 5 - February 28

Fechas: 5 de febrero - 28 de febrero

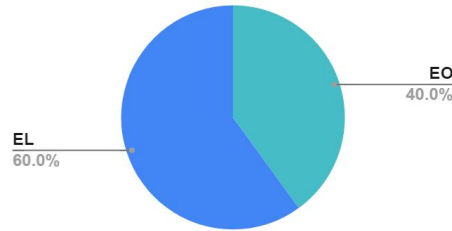
# Math SPED Teacher-Led After-School Intervention

## Grade 7 (SPED) Math Homework support/ Grado 7 Apoyo con tarea de matemáticas (Educación Especial)

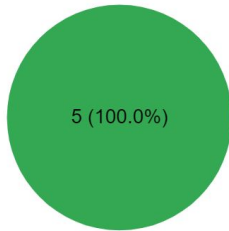
5 Students Total/ 5 Estudiantes

### Demographics/Datos demográficos

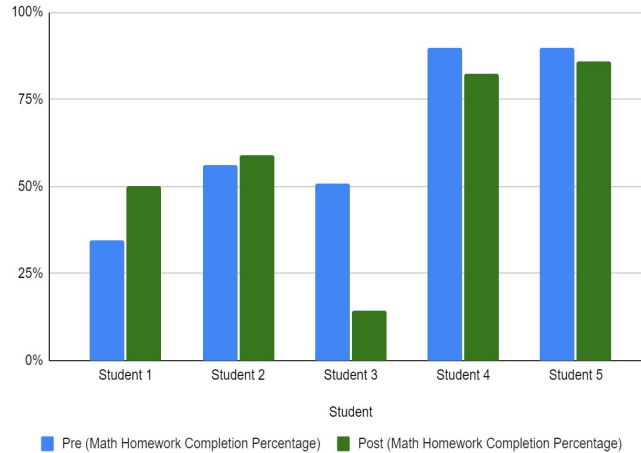
#### Language Classification



#### Socioeconomic Status



### Outcomes/Resultados



- 2 Students grew/2 estudiantes mejoraron
- 3 Students homework completion percentages decreased/los porcentajes de 3 estudiantes disminuyeron
- Causes of decrease in scores/Causas de la disminución de porcentajes:
  - Absences/Ausencias
  - Difficulties with math concepts/dificultad con conceptos matemáticos

**Focus/Enfoque:** Math tutoring with homework completion./*Tutoría para completar la tarea de matemáticas.*

**Dates:** February 21 - March 20

**70 Fechas:** 21 de febrero - 20 de marzo

# Math Teacher-Led After-School Intervention

## Next Steps/Siguientes Pasos

After school interventions in session/

*Intervenciones después de clases aún en sesión:*

- 4th grade- P. Campos (reading)
- 4th grade- C. Alfaro (math)

# 2023 - 2024

# Math Summary

---



# Who? - ¿Quién?

GrTK - 2

Dehisy Valencia  
*Kinder Grade*  
*Kinder Grado*

Gr4 - 5

Ana Novoa  
*Fourth Grade*  
*Cuarto Grado*

Gr5 - 8

María Anguiano  
*Middle School*  
*Secundaria*

# 2023-2024

| TK-2nd  | 3rd - 5th  | 5th - 8th  |
|---|--|--|
| <p>GrTK-2 Mathematics resources ~ <a href="#">Ongoing</a><br/> <i>Recursos matemáticos para GrTK-2</i><br/>           ~ <a href="#">trabajo continuo</a></p> <p>Assessment Accessibility and Alignment ~ <a href="#">Ongoing</a><br/> <i>Accesibilidad y Alineación de evaluaciones</i><br/>           ~ <a href="#">trabajo continuo</a></p> <p>Math Assessments Data Analysis ~ <a href="#">Ongoing</a><br/> <i>Análisis de resultados de evaluaciones de matemáticas</i> ~ <a href="#">trabajo continuo</a></p> <p>Kindergarten and First Grade After School intervention ~ <a href="#">Ongoing</a><br/> <i>Intervenciones de después de clase para Kindergarten y primer grado</i> ~ <a href="#">trabajo continuo</a></p> | <p>Bridges Pilot in 4th and 5th Grade ~ <a href="#">Ongoing</a><br/> <i>Piloto de Bridges en 4to y 5to grado</i><br/>           ~ <a href="#">trabajo continuo</a></p> <p>Classroom MAP Accelerator Engagement and Participation~ <a href="#">Ongoing</a><br/> <i>Compromiso y participación de MAP Accelerator del salón</i><br/>           ~ <a href="#">trabajo continuo</a></p> <p>MAP Math Growth and MAP Accelerator (minutes and skills leveled up) Rewards and Celebrations~ <a href="#">Ongoing</a><br/> <i>Premios y celebraciones de MAP Math Growth y MAP Accelerator (minutos y habilidades de nivel)</i><br/>           ~ <a href="#">trabajo continuo</a></p> | <p>MAP Math Growth and MAP Accelerator (minutes and skills leveled up) Rewards and Celebrations~ <a href="#">Ongoing</a><br/> <i>Premios y celebraciones de MAP Math Growth y MAP Accelerator (minutos y habilidades de nivel)</i><br/>           ~ <a href="#">trabajo continuo</a></p> <p>Data Analysis and collection ~ <a href="#">Ongoing</a><br/> <i>Análisis y recopilación de resultados de evaluaciones</i> ~ <a href="#">trabajo continuo</a></p> <p>Math Teacher-Led After School Intervention Lead 4th-8th ~ <a href="#">Ongoing</a><br/> <i>Líder de las intervenciones después de la escuela dirigidos por maestros 4to-8vo</i> ~ <a href="#">trabajo continuo</a></p> |

# 2023 - 2024

# Literacy Summary

---

Who? - ¿Quién?

Literacy Coach /  
Asesora de biletoescritura

Gemma Jáuregui

# What? - ¿Qué?

1. **Assessments: Supported with implementation, data collection, as well as utilization of data to support instruction**

*Evaluaciones: Apoyo con la implementación, la recopilación de datos y la utilización de datos para apoyar la instrucción*

- **First time K-8 data for MAP Growth in Fall, Winter, and Spring / primera vez que tenemos información de otoño, invierno y primavera a nivel K-8 en el examen MAP Growth**
- **First time K-5 data for MAP Fluency in Fall, Winter and Spring / primera vez que tenemos información de otoño, invierno y primavera a nivel K-5 en el examen MAP Fluency**

# What? - ¿Qué?

2. Took part in all MTSS & IPT Cycles / *Formó parte de todos los ciclos de MTSS & IPT*

- Analyzed data with all grade levels, helped to create Tier 2 classroom interventions with teachers, provided resources depending on need (ie. coaching, modeling, teacher release time to observe other teachers, etc.) / *La asesora de bilingüe ayudó a analizar datos con maestr@s de todos los niveles de grado, ayudó a crear intervenciones en el salón de Nivel 2 con l@s maestr@s, proporcionó recursos según las necesidades (es decir, capacitación, modelar, tiempo para que maestr@s observen a otr@s maestr@s, etc.)*

# What? - ¿Qué?

## 3. Core Day Tier 2 Interventions / *Intervenciones a nivel dos durante día escolar*

- Supported program leads with cohesion of curriculum and data / *Apoyar a los líderes del program con la cohesión del plan de estudios y los datos*
- Supervised and coached interventionists / *Supervisión y entrenamiento de intervencionistas*

# What? - ¿Qué?

4. Member of all literacy related committees or task forces: CDT, ELD Task Force, LASER

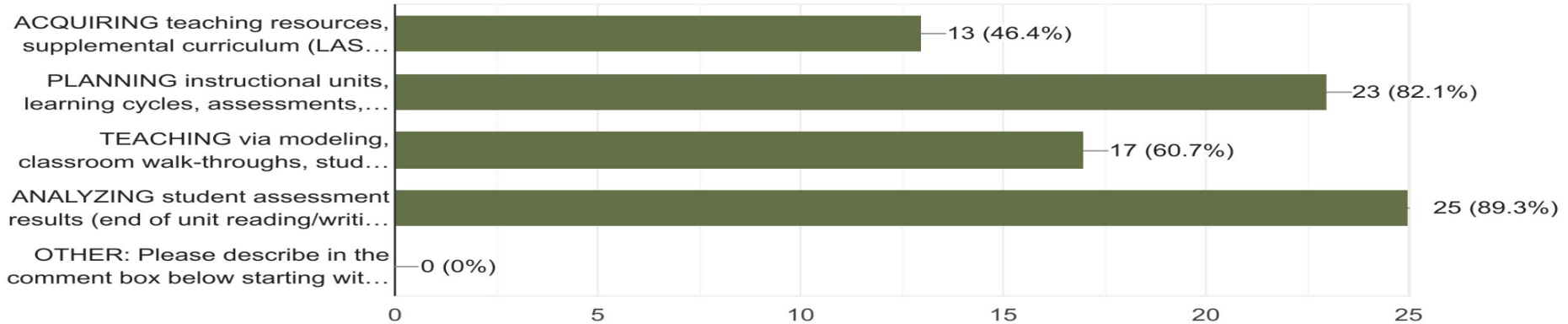
*Miembro de todos los comités o grupos de trabajo relacionados con la alfabetización: CDT, ELD Task Force, LASER*

- Based on needs, trainings for teachers: SIPPS, Heggerty, Sistemas de intervención / Basado en necesidades, capacitaciones para maestr@s: SIPPS, Heggerty, Sistemas de intervención



# What? - ¿Qué?

3. In the 2023-24 upcoming school year, as a teacher, I hope to receive the following coaching support in/via (Check all that applies to you): En...avés de (Marque todo lo que corresponda a usted):  
28 responses

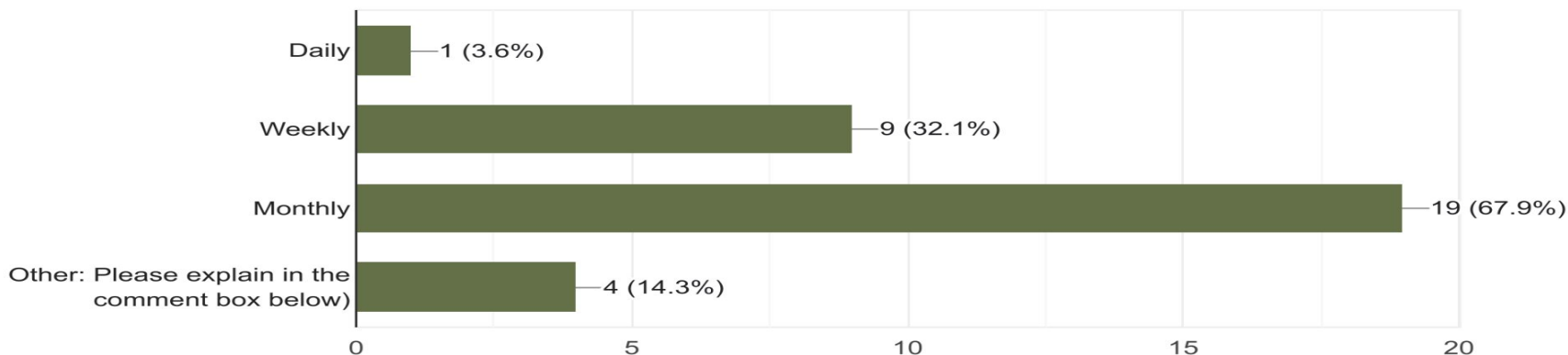


- In the upcoming 2023-24 school year, 46.4% of teachers would like to receive support in acquiring teaching resources, **82.1% of teachers would like to receive support in planning**, 60.7% would like to receive support with teaching in the classroom, and **89.3% would like to receive support with analyzing student data.** / *En el próximo año escolar 2023-24, el 46.4 % de los maestr@s les gustaría recibir apoyo para adquirir recursos didácticos, el 82.1% de los maestr@s les gustaría recibir apoyo para la planificación, el 60.7 % desearía recibir apoyo para la enseñanza en el aula y el 89.3% le gustaría recibir apoyo para analizar los datos de los estudiantes*

# When? - ¿Cuándo?

4. In the 2023-24 upcoming school year, I hope to receive coaching support: En el próximo año escolar 2023-24, me gustaría recibir apoyo de asesoramiento (coaching):


28 responses



- In the upcoming 2023-24 school year, 3.6% of teachers would like to receive support on a daily basis, 32.1% would like to receive support on a weekly basis, 67.9% of teachers would like to receive support on a monthly basis, and 14.3% would like to receive a combination of the above options. / *En el próximo año escolar 2023-24, al 3.6% de los maestr@s les gustaría recibir apoyo diariamente, al 32.1% les gustaría recibir apoyo semanalmente, al 67.9% de los maestr@s les gustaría recibir apoyo mensualmente y al 14.3% les gustaría recibir una combinación de las opciones anteriores.*

# Summary / Resumen:

- Based on the survey results, for this 2023-24 school year, most teachers wanted support with planning units, analyzing data, and small group instruction. / *Basado en los resultados de la encuesta, para este año escolar 2023-24, la mayoría de l@s maestr@s querían recibir apoyo con la planificación de unidades, el análisis de datos e instrucción dentro de grupos pequeños.*
  - The literacy coach was able to meet with all grade levels during MTSS meetings to analyze data and create small groups based on need / *La asesora de bilettoescritura pudo reunirse con todos los equipos durante la juntas de MTSS para analizar datos y crear grupos pequeños según las necesidades*
- The majority of teachers wanted monthly check-ins, whereas some would prefer weekly check-ins. / *A la mayoría de l@s maestr@s les gustaría tener realizar revisiones mensuales, mientras que algunos preferirían revisiones semanales.*
  - The literacy coach was able to meet with teachers during MTSS meetings, Friday articulation, PD Fridays, as well as during common planning time for some grade levels. / *La asesora de bilettoescritura se pudo reunir con todos los equipos a través de las juntas de MTSS, durante los viernes de articulación, los viernes de desarrollo profesional, así como durante el tiempo de planificación común para algunos niveles de grado.*
- Professional learning for the literacy coach. / *Desarrollo profesional para la asesora de alfabetización.*
  - The literacy coach has gone back to school to obtain her masters in Language and Literacy to further support the work she is heading at LAS. / *La asesora de bilettoescritura ha regresado a la universidad para obtener su maestría en Lenguaje y Alfabetización para apoyar aún más el trabajo que dirige en LAS.*



A California Public School

Agenda Item # IVB

**Board Meeting Date:** April 25, 2024

**Subject: Facilities Update**

- Information Item Only
- Approval on Consent Agenda
- Conference (for discussion only)
- Conference/First Reading (Action Anticipated: \_\_\_\_\_)
- Conference/Action
- Action

**Background**

The Language Academy closed its Core Modernization Project rebid window on March 26, 2024. Seven (7) bids were received by general contractors.

**Committee Analysis**

The Facilities Committee requests the Governing Board consider a number of important factors prior to moving forward with a final vote. Including, but not limited to:

- Bid Package Requirements
- Cost
- Timing

**Recommendation**

The Committee recommends that the Board review bid information and award the project contract to Integra Construction.

**Attachments**

1. Presentation
2. Bid #1, Intergra Construction

**Estimated Time of Presentation:** 30 min  
**Submitted By:** Facilities Committee  
**Date:** 04.23.2024

**Pertinent Pages in**  
**( ) Charter, pages** \_\_\_\_\_  
**( ) MOU, pages** \_\_\_\_\_



**Fecha de la Reunión:** 25 de abril del 2024

**Tema:** Comité de plantel escolar

- Artículo de información
- Aprobación en la Agenda de Consentimiento
- Conferencia (solo para discutir)
- Conferencia/Primera lectura (Acción Anticipado: \_\_\_\_\_)
- Conferencia/Acción
- Acción

**Antecedentes**

La Academia de Idiomas cerró el plazo de nueva licitación del Proyecto de Modernización del edificio principal el 26 de marzo de 2024. Se recibieron siete (7) ofertas de contratistas generales.

**Análisis del Comité**

El Comité del Plantel Escolar solicita a la mesa directiva que considere una serie de factores importantes antes de proceder a la votación final. Entre ellos se incluyen:

- Requisitos del paquete de ofertas
- Coste
- Calendario

**Recomendación**

El Comité recomienda que la mesa directiva revise la información de la licitación y adjudique el contrato del proyecto a Integra Construction.

**Anexos**

1. Presentación
2. Oferta n° 1, Integra Construction



# Core Modernization Project

---

LANGUAGE ACADEMY OF SACRAMENTO  
Governing Board Meeting  
April 25, 2024

# Pre-Bid Conference

---

- Mandatory pre-bid conference: April 3, 2024 @ 3:30pm
- 13 contractors and subcontractors were in attendance.
- Opportunity for Q&A and site walk was included

# Bid Submission



---

- Bids due: April 15, 2024 @ 3:30pm
- 7 bids were submitted
- Bids were opened in a public meeting. All bidders were in attendance.



# Bids

| Plan Holder Name            | Addendum #1 | Addendum #2 | Sub-List | Non-Collusion | Bid-Bond | DVBE Docs | Base Bid         |
|-----------------------------|-------------|-------------|----------|---------------|----------|-----------|------------------|
| <b>Integra Construction</b> | <b>x</b>    | <b>x</b>    | <b>x</b> | <b>x</b>      | <b>x</b> | <b>x</b>  | <b>3,459,000</b> |
| Z Squared Construction      | x           | x           | x        | x             | x        | x         | 3,942,000        |
| JPB Designs                 | x           | x           | x        | x             | x        | x         | 3,995,000        |
| CNW Construction            | x           | x           | x        | x             | x        | x         | 4,172,000        |
| Saboo, Inc.                 | x           | x           | x        | x             | x        | x         | 4,173,000        |
| Pro Builders                | x           | x           | x        | x             | x        | x         | 4,298,000        |
| Diede Construction          | x           | x           | x        | x             | x        | x         | 4,343,000        |

# Winning Bid - Intergra Construction

---

- Lowest bidder at \$3,459,000
- Company is located in Pleasanton, CA
- Company was established 1985
- Experience with public works construction since 1990
  - Portfolio includes schools, airports and hospitals

# Rebid Construction Schedule

## March 2024

- Advertise to bid, 3/26 & 4/2
- Pre-conference Mandatory Mtg, 4/3
- Bid Proposal Due, 4/15

## May - August 2024

- Begin construction. 5/13
- Construction on site, classrooms 6/3
- Classroom occupancy, 8/19

## April 2024

- Governing Board, 4/25
  - Award-winning bid
- Pre-Construction Activities, 4/29
  - Bond Preparation - Contractor
  - Contract Execution - LAS Legal
- Charter Safe Property and Liability Insurance
  - Establish Builder Risk Insurance Coverage - LAS Leadership

## September 2024

- Students back on campus, 9/3
- Completion library and student restroom, 9/31

# Committee Recommendation



---

**The Facilities Committee recommends that the Board approve the winning bid for Intergra Construction.**



The Beaufort Gazette  
 The Belleville News-Democrat  
 Bellingham Herald  
 Centre Daily Times  
 Sun Herald  
 Idaho Statesman  
 Bradenton Herald  
 The Charlotte Observer  
 The State  
 Ledger-Enquirer

Durham | The Herald-Sun  
 Fort Worth Star-Telegram  
 The Fresno Bee  
 The Island Packet  
 The Kansas City Star  
 Lexington Herald-Leader  
 The Telegraph - Macon  
 Merced Sun-Star  
 Miami Herald  
 El Nuevo Herald

The Modesto Bee  
 The Sun News - Myrtle Beach  
 Raleigh News & Observer  
 Rock Hill | The Herald  
 The Sacramento Bee  
 San Luis Obispo Tribune  
 Tacoma | The News Tribune  
 Tri-City Herald  
 The Wichita Eagle  
 The Olympian

## AFFIDAVIT OF PUBLICATION

| Account # | Order Number | Identification                          | Order PO | Amount     | Cols | Depth |
|-----------|--------------|---|----------|------------|------|-------|
| 28174     | 535453       | Print Legal Ad-IPL01659880 - IPL0165988 |          | \$2,706.92 | 2    | 99 L  |

Attention: Judy Morales

LASAC  
 2850 49TH STREET  
 SACRAMENTO, CA 95817

jmorales@lasac.info



**NOTICE TO CONTRACTORS**  
 Document 00 1116

**19-1408**  
 Notice is hereby given that the Language Academy of Sacramento, of Sacramento County, California, herein referred to as Owner, will receive sealed proposals at the Language Academy of Sacramento, 2850 49th Street, Sacramento, CA 95817 until April 15, 2024, at 3:30pm, at which time they shall be opened and publicly read, for construction of Language Academy of Sacramento Core Modernization. After the scheduled closing time set for receipt of bids, bids may not then be withdrawn for a period of ninety (90) calendar days from and after said closing time, except as otherwise provided in the California Public Contract Code.

In accordance with the provisions of Section 1770 and 1773 of the Labor Code, Owner has obtained from the Director of the Department of Industrial Relations, the general prevailing rate of wages applicable to the work to be done. These rates are set forth in a schedule located at the County Office of Education. Said schedule is available to any interested party on request. The Contractor shall obtain and post a copy at each job site.

DIR Requirement: Contractor/Subcontractor Registration and Labor Compliance Monitoring and Enforcement. Except as provided in Labor Code §1771.1(a), no Contractor or Subcontractor may be listed on a bid proposal for a public works project submitted on or after March 1, 2015, or perform work on a public works contract award on or after April 1, 2015, unless registered with the Department of Industrial Relations pursuant to California Labor Code §1725.5. This project is subject to compliance monitoring and enforcement by the Department of Industrial Relations. (Labor Code § 1771.4).

Each bid must conform to the requirements of the Drawings and Project Manual, and other documents comprising the Bid Documents. Inquiries for obtaining the Bid Documents can be made by contacting Architect; Rainforth Grau Architects, 2101 Capitol Avenue, Suite 100, Sacramento, CA 95816, (916) 368-7990.

There will be a pre-bid conference on April 3, 2024, at 3:30pm at the Language Academy of Sacramento. Attendance at the pre-bid conference by bidders is mandatory.

No bid will be considered unless it is made on a form provided by the Architect and accompanied by Cashier's Check or Bidder's Bond for 10% of the total amount of the bid including Additive Alternates, made payable to the Owner. The above-mentioned check or bid bond shall be given as a guarantee that the bidder shall execute the Contract, if awarded to him, in conformity with the Contract Documents. Each bid must be submitted with a fully completed Non-collusion Affidavit as required by Public Contract Code Section 7106.

In accordance with Section 20103.8 of the Public Contract Code of the State of California, the determination of the low bidder shall be based on the Base Bid amount, without consideration of Alternates.

Within ten (10) days after notification of the Award of Contract, the successful bidder or bidders will be required to furnish, simultaneously with execution of the Contract, a Labor and Material Payment Bond in an amount equal to one hundred percent (100%) of the Contract amount and a Faithful Performance Bond in an amount equal to one hundred percent (100%) of the Contract amount. Said bonds shall be secured from a Surety Company satisfactory to the Owner and with a Best's rating of no less than A-XI. The Bid Bond, Faithful Performance Bond, and the Labor and Materials Bond must be issued by an Admitted Surety, and insurance organization authorized by the Insurance Commissioner to transact business of insurance in the State of California during this calendar year.

Pursuant to Section 22300 of the Public Contract Code of the State of California, the contract will contain provisions permitting the successful bidder to substitute securities for any moneys withheld by the District to ensure performance under the Contract.

Classification of Contractor's License for this work shall be Class (NOTE: See Description of Classifications in Contractor Reference Binder) B, General Building.

The Owner reserves the right to reject any and all bids and/or waive any irregularities or informalities in the bidding.

Advertising Dates:  
 March 26, 2024  
 Clerk of the Governing Board of  
 Language Academy of Sacramento,  
 Sacramento County, California  
 Address of the Clerk: 2850 49th Street  
 Sacramento, CA 95817

Dated: April 2, 2024  
 IPL0165988  
 Mar 26, Apr 2 2024

## DECLARATION OF PUBLICATION (C.C.P.2015.5)

I am a citizen of the United States and a resident of the County aforesaid; I am over the age of eighteen years, and not a party to or interested in the above entitled matter. I am the printer and principal clerk of the publisher of The Sacramento Bee, printed and published in the City of Sacramento, County of Sacramento, State of California, daily, for which said newspaper has been adjudged a newspaper of general circulation by the Superior Court of the County of Sacramento, State of California, under the date of September 26, 1994, Action No. 379071; that the notice of which the annexed is a printed copy, has been published in each issue thereof and not in any supplement thereof on the following dates, to wit:

2 insertion(s) published on:  
 03/26/24, 04/02/24

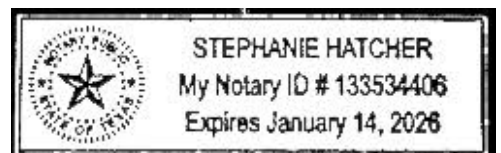
Legals Clerk

COUNTY OF DALLAS  
 STATE OF TEXAS

I certify (or declare) under penalty of perjury that the foregoing is true and correct and that this declaration was executed at Sacramento, California, on 4/2/2024.

Stephanie Hatcher

Notary Public in and for the state of Texas, residing in Dallas County



Extra charge for lost or duplicate affidavits.  
 Legal document please do not destroy!

**Integra Construction Services, Inc.**  
4133 Mohr Avenue, Suite D  
Pleasanton, CA 94566  
DIR Registration No.: 10000002133  
CA License # 481246



# PROPOSAL

FOR

# Core Facilities Modernization Language Academy of Sacramento

**3:30 P.M. – Monday, April 15<sup>th</sup>, 2024**

**Language Academy of Sacramento**

**2850 49<sup>th</sup> Street  
Sacramento, CA 95817**

For: Integra Construction Services, Inc.  
Contractor

Bids will be received until **April 15, 2024 @ 3:30 p.m.**

TO THE HONORABLE:

Governing Board of the **Language Academy of Sacramento**, Sacramento County, California, hereinafter referred to as School District or Owner:

LADIES/GENTLEMEN:

1. The undersigned hereby proposes and agrees to furnish any and all required labor, material, equipment, transportation and services for construction of **the Language Academy of Sacramento Core Modernization** for the **Language Academy of Sacramento** in strict conformity with the Drawings, Project Manual, and other documents on file at the office of the Architect, Rainforth Grau Architects, 2101 Capitol Avenue, Suite 100, Sacramento, CA 95816, for the following sum(s):

BASE BID:

Three Million Four Hundred Fifty-nine thousand DOLLARS  
\$ 3,459,000

3. The undersigned, by initialing below, acknowledges that Construction Allowances as indicated in Section 01 2100, are included in the Base Bid in the following amount (s):

ALLOWANCE NO. 1 – General Contingency Allowance: **\$50,000**

JG  
Initial

3. CONTRACT PERFORMANCE PERIOD: As described in Section 01 1100 - Summary of Work.
4. The undersigned agrees that, should the work not be completed within the time hereinabove stated from and after the date the Contractor is instructed to proceed by the Architect or Owner, an amount equal to SEVEN-HUNDRED AND FIFTY DOLLARS (\$750.00) per calendar day for each day of delay after the expiration of such period shall be deducted from the Contract Sum.
5. The undersigned, upon written notice of the acceptance of the bid within ninety (90) calendar days after the date of opening of the bids, hereby agrees to sign said Contract and furnish the necessary bonds within ten (10) days after Notice of Award of said Contract.
6. The undersigned has examined the location of the proposed work and is familiar with the Drawings, Project Manual, and other Contract Documents and the local conditions at the place where the work is to be done.
7. The undersigned has checked carefully all of the above figures and understands that the Governing Board of the School District will not be responsible for any errors or omissions on the part of the undersigned in making up this bid.

**BID FORM  
DOCUMENT 00 4113  
19-1408  
ADDENDUM 1**

8. The undersigned acknowledges that the Governing Board of the School District reserves the right to reject any and all bids and/or waive any irregularities or informalities in the bidding.
9. Enclosed find Bidders' Bond for 10% of the bid, or Cashier's Check No. N/A  
N/A of the N/A Bank for \$ N/A.
10. Receipt is acknowledged of Addenda as follows:  
No. 1  [Signature] No. 2  [Signature] No. 3 \_\_\_\_\_ No. 4 \_\_\_\_\_
11. The undersigned has submitted with this Bid Form the properly executed List of Subcontractors and Non-Collusion Affidavit.

Contractor **Integra Construction Services, Inc.**  
Signature   
Address **4133 Mohr Avenue, Suite D**  
**Pleasanton, CA 94566**  
Contractor's State License Board No. **481246**  
Contractor's DIR No. **1000002133**  
Classification **Class 'A' - General Engineering**  
**Class 'B' - General Building**  
Expiration Date **09/30/2024**

Dated this **15<sup>th</sup>** day of **April, 2024**, 2023.





**CALIFORNIA ALL-PURPOSE ACKNOWLEDGMENT**

**CIVIL CODE § 1189**

A notary public or other officer completing this certificate verifies only the identity of the individual who signed the document to which this certificate is attached, and not the truthfulness, accuracy, or validity of that document.

State of California )

County of Los Angeles )

On April 15th, 2024 before me, Angel Nunez, Notary Public

*Date Here Insert Name and Title of the Officer*


personally appeared Pietro Micciche

*Name(s) of Signer(s)*

who proved to me on the basis of satisfactory evidence to be the person~~(s)~~ whose name~~(s)~~ is/~~are~~ subscribed to the within instrument and acknowledged to me that he/~~she/they~~ executed the same in his/~~her/their~~ authorized capacity~~(ies)~~, and that by his/~~her/their~~ signature~~(s)~~ on the instrument the person~~(s)~~, or the entity upon behalf of which the person~~(s)~~ acted, executed the instrument.

I certify under PENALTY OF PERJURY under the laws of the State of California that the foregoing paragraph is true and correct.

WITNESS my hand and official seal



Signature

*[Handwritten Signature]*  
*Signature of Notary Public*

*Place Notary Seal Above*

**OPTIONAL**

*Though this section is optional, completing this information can deter alteration of the document or fraudulent reattachment of this form to an unintended document.*

**Description of Attached Document**

Title or Type of Document: \_\_\_\_\_ Document Date: \_\_\_\_\_

Number of Pages: \_\_\_\_\_ Signer(s) Other Than Named Above: \_\_\_\_\_

**Capacity(ies) Claimed by Signer(s)**

Signer's Name: \_\_\_\_\_

- Corporate Officer — Title(s): \_\_\_\_\_
- Partner —  Limited  General
- Individual  Attorney in Fact
- Trustee  Guardian or Conservator
- Other: \_\_\_\_\_

Signer Is Representing: \_\_\_\_\_

Signer's Name: \_\_\_\_\_

- Corporate Officer — Title(s): \_\_\_\_\_
- Partner —  Limited  General
- Individual  Attorney in Fact
- Trustee  Guardian or Conservator
- Other: \_\_\_\_\_

Signer Is Representing: \_\_\_\_\_

**THE GRAY INSURANCE COMPANY  
THE GRAY CASUALTY & SURETY COMPANY**

**GENERAL POWER OF ATTORNEY**

Bond Number: **BB**  
Principal: **Integra Construction Services, Inc.**  
Project: **Language Academy of Sacramento core modernization**

KNOW ALL BY THESE PRESENTS, THAT The Gray Insurance Company and The Gray Casualty & Surety Company, corporations duly organized and existing under the laws of Louisiana, and having their principal offices in Metairie, Louisiana, do hereby make, constitute, and appoint: **Patricia Zenizo, Elisabete Salazar, Angel Nunez, and Pietro Micciche of Los Angeles, California jointly and severally** on behalf of each of the Companies named above its true and lawful Attorney(s)-in-Fact, to make, execute, seal and deliver, for and on its behalf and as its deed, bonds, or other writings obligatory in the nature of a bond, as surety, contracts of suretyship as are or may be required or permitted by law, regulation, contract or otherwise, provided that no bond or undertaking or contract of suretyship executed under this authority shall exceed the amount of \$25,000,000.00.

This Power of Attorney is granted and is signed by facsimile under and by the authority of the following Resolutions adopted by the Boards of Directors of both The Gray Insurance Company and The Gray Casualty & Surety Company at meetings duly called and held on the 26<sup>th</sup> day of June, 2003.

"RESOLVED, that the President, Executive Vice President, any Vice President, or the Secretary be and each or any of them hereby is authorized to execute a power of Attorney qualifying the attorney named in the given Power of Attorney to execute on behalf of the Company bonds, undertakings, and all contracts of surety, and that each or any of them is hereby authorized to attest to the execution of such Power of Attorney, and to attach the seal of the Company; and it is

FURTHER RESOLVED, that the signature of such officers and the seal of the Company may be affixed to any such Power of Attorney or to any certificate relating thereto by facsimile, and any such Power of Attorney or certificate bearing such facsimile signature or facsimile seal shall be binding upon the Company now and in the future when so affixed with regard to any bond, undertaking or contract of surety to which it is attached.

IN WITNESS WHEREOF, The Gray Insurance Company and The Gray Casualty & Surety Company have caused their official seals to be hereinto affixed, and these presents to be signed by their authorized officers this 4<sup>th</sup> day of November, 2022.



By:

*Michael T. Gray*

Michael T. Gray  
President  
The Gray Insurance Company

*Cullen S. Piske*

Cullen S. Piske  
President  
The Gray Casualty & Surety Company



State of Louisiana  
ss:

Parish of Jefferson  
On this 4<sup>th</sup> day of November, 2022, before me, a Notary Public, personally appeared Michael T. Gray, President of The Gray Insurance Company, and Cullen S. Piske, President of The Gray Casualty & Surety Company, personally known to me, being duly sworn, acknowledged that they signed the above Power of Attorney and affixed the seals of the companies as officers of, and acknowledged said instrument to be the voluntary act and deed, of their companies.



Leigh Anne Henican  
Notary Public  
Notary ID No. 92653  
Orleans Parish, Louisiana

*Leigh Anne Henican*

Leigh Anne Henican  
Notary Public, Parish of Orleans State of Louisiana  
My Commission is for Life

I, Mark S. Manguno, Secretary of The Gray Insurance Company, do hereby certify that the above and forgoing is a true and correct copy of a Power of Attorney given by the companies, which is still in full force and effect. IN WITNESS WHEREOF, I have set my hand and affixed the seals of the Company this 15<sup>th</sup> day of **April**, 2024.

*Mark S. Manguno*

I, Leigh Anne Henican, Secretary of The Gray Casualty & Surety Company, do hereby certify that the above and forgoing is a true and correct copy of a Power of Attorney given by the companies, which is still in full force and effect. IN WITNESS WHEREOF, I have set my hand and affixed the seals of the Company this 15<sup>th</sup> day of **April**, 2024.

*Leigh Anne Henican*



LIST OF SUBCONTRACTORS FOR Integra Construction Services, Inc., GENERAL CONTRACTOR

PROJECT Language Academy of Sacramento Core Modernization

Pursuant to the provisions of Sections 4100 to 4113 inclusive, of the Public Contract Code of the State of California, and as set forth in Instructions to Bidders, and the General Conditions, the above named Contractor hereby designates below the names and locations of the place of business of each subcontractor.

NOTE THAT ALL SUBCONTRACTORS MUST BE LICENSED by the Contractors State License Board to perform construction work they will be undertaking. Department of Housing certificate of "approval" is not an acceptable substitute for this requirement.

|                            |                                |       |                    |
|----------------------------|--------------------------------|-------|--------------------|
| <b>Subcontractor Name:</b> | <u>Peerless Tile</u>           |       |                    |
| Location:                  | <u>Sunnyvale</u>               |       |                    |
| CA Cont. Lic. #:           | <u>1068035</u>                 | DIR # | <u>1000842727</u>  |
| Portion of Work:           | <u>Tile</u>                    |       |                    |
| <b>Subcontractor Name:</b> | <u>Greco Mechanical</u>        |       |                    |
| Location:                  | <u>Lotus</u>                   |       |                    |
| CA Cont. Lic. #:           | <u>931227</u>                  | DIR # | <u>1000006064</u>  |
| Portion of Work:           | <u>HVAC</u>                    |       |                    |
| <b>Subcontractor Name:</b> | <u>Golden Bay Fence</u>        |       |                    |
| Location:                  | <u>Stockton</u>                |       |                    |
| CA Cont. Lic. #:           | <u>664905</u>                  | DIR # | <u>1000000720</u>  |
| Portion of Work:           | <u>Fencing &amp; Handrails</u> |       |                    |
| <b>Subcontractor Name:</b> | <u>SMI Demolition</u>          |       |                    |
| Location:                  | <u>El Cerrito</u>              |       |                    |
| CA Cont. Lic. #:           | <u>1008605</u>                 | DIR # | <u>1000672368</u>  |
| Portion of Work:           | <u>Demolition</u>              |       |                    |
| <b>Subcontractor Name:</b> | <u>Hauan &amp; Aregis</u>      |       |                    |
| Location:                  | <u>Acampo</u>                  |       |                    |
| CA Cont. Lic. #:           | <u>798303</u>                  | DIR # | <u>10000001199</u> |
| Portion of Work:           | <u>Toilet Partitions</u>       |       |                    |
| <b>Subcontractor Name:</b> | <u>Vine Electric</u>           |       |                    |
| Location:                  | <u>Vacaville</u>               |       |                    |
| CA Cont. Lic. #:           | <u>948504</u>                  | DIR # | <u>1000020032</u>  |
| Portion of Work:           | <u>Electrical</u>              |       |                    |

LIST OF SUBCONTRACTORS FOR Integra Construction Services, Inc., GENERAL CONTRACTOR

PROJECT Language Academy of Sacramento Core Modernization

Pursuant to the provisions of Sections 4100 to 4113 inclusive, of the Public Contract Code of the State of California, and as set forth in Instructions to Bidders, and the General Conditions, the above named Contractor hereby designates below the names and locations of the place of business of each subcontractor.

NOTE THAT ALL SUBCONTRACTORS MUST BE LICENSED by the Contractors State License Board to perform construction work they will be undertaking. Department of Housing certificate of "approval" is not an acceptable substitute for this requirement.

**Subcontractor Name:** James Breneman  
Location: Concord  
CA Cont. Lic. #: 1048640 DIR # 1000063511  
Portion of Work: Site Work

**Subcontractor Name:** Arrow Fence  
Location: Rocklin  
CA Cont. Lic. #: 1101976 DIR # 1000987123  
Portion of Work: Handrails & Guardrails & Fencing

**Subcontractor Name:** \_\_\_\_\_  
Location: \_\_\_\_\_  
CA Cont. Lic. #: \_\_\_\_\_ DIR # \_\_\_\_\_  
Portion of Work: \_\_\_\_\_

**Subcontractor Name:** \_\_\_\_\_  
Location: \_\_\_\_\_  
CA Cont. Lic. #: \_\_\_\_\_ DIR # \_\_\_\_\_  
Portion of Work: \_\_\_\_\_

**Subcontractor Name:** \_\_\_\_\_  
Location: \_\_\_\_\_  
CA Cont. Lic. #: \_\_\_\_\_ DIR # \_\_\_\_\_  
Portion of Work: \_\_\_\_\_

**Subcontractor Name:** \_\_\_\_\_  
Location: \_\_\_\_\_  
CA Cont. Lic. #: \_\_\_\_\_ DIR # \_\_\_\_\_  
Portion of Work: \_\_\_\_\_



## CONTRACTOR FINGERPRINTING CERTIFICATION

Integra Construction Services, Inc., Certifies that  
Name of Contractor

pursuant to Education Code 45125.1, it has conducted criminal background checks, through the California Department of Justice, on all employees providing services to the Language Academy of Sacramento, pursuant to the Owner Contractor Agreement dated April 15th, 2024, and that none have been convicted of serious or violent felonies, as specified in Penal Code Section 1192.7(c) and 667.5(c), respectively.

I declare under penalty of perjury under the laws of the United States that the foregoing is true and correct.

April 15th, 2024  
Date

Integra Construction Services, Inc.  
Name of Contractor

  
Signature of Contractor

President  
Title of Person Signing Certification

**Return completed form to the Contract Administrator**

**PRIME BIDDER CERTIFICATION OF DISABLED VETERAN  
BUSINESS ENTERPRISE PARTICIPATION**

To be completed by the Prime Bidder.

**GENERAL INSTRUCTIONS**

All or part of the funding for the proposed work/services/equipment/supplies for which your firm is bidding has been made available by the State Allocation Board (SAB) through the Lease-Purchase Program or the State Relocatable Classroom Program and as a result, the contract award must be made in accordance with the SAB participation requirements for Disabled Veterans Business Enterprises (DVBE). The SAB requires that all contracts over \$10,000 awarded must meet a DVBE participation goal of not less than three percent of the contract amount. *If your firm cannot meet the three percent DVBE participation goal, you must demonstrate a good faith effort to attempt to meet the three percent participation.* The school district issuing this solicitation document, not the SAB/OPSC, is responsible to assure compliance with the DVBE program.

**PART I—IDENTIFICATION INFORMATION**

|  |                             |                                      |
|--|-----------------------------|--------------------------------------|
| BIDDER'S NAME<br><b>Integra Construction Services, Inc.</b>                |                             | TELEPHONE<br><b>(925) 398-8290</b>   |
| BUSINESS ADDRESS<br><b>4133 Mohr Avenue, Suite D, Pleasanton, CA 94566</b> |                             |                                      |
| SCHOOL DISTRICT<br><b>Language Academy of Sacramento</b>                   | COUNTY<br><b>Sacramento</b> | APPLICATION NUMBER<br><b>19-1408</b> |

**PART II—METHOD OF COMPLIANCE WITH DVBE PARTICIPATION GOALS**

Include this form and any other applicable documents listed in this table with your bid/proposal. Read the three columns in the table below as sentences from left to right. Check the appropriate box to indicate your method of committing the contract dollar amount. If no box can be checked, your bid/proposal will be deemed non-responsive and disqualified.

**Important Note**

Architectural, engineering, environmental, land surveying or construction management firms must indicate their method of compliance by marking the appropriate box A, B, C, or D after selection by the district and before the contract is signed.

| YOUR BUSINESS ENTERPRISE...  | AND YOU...  | AND YOU...  |
|--|---|---|
| A. <input type="checkbox"/> is Disabled Veteran owned and your forces will perform at least three percent of this contract         | will include a copy of your DVBE letter from the Office of Small Business and Disabled Veteran Business Enterprise Services (OSDS). |   |
| B. <input type="checkbox"/> is Disabled Veteran owned but is unable to perform the three percent of this contract with your forces | will use DVBE subcontractors/suppliers to bring the contract participation to at least three percent                                | will include a copy of each DVBE letter from OSDS (including yours, if applicable). |
| C. <input checked="" type="checkbox"/> is not Disabled Veteran owned   | will use DVBE subcontractors/suppliers for at least three percent of this contract  |   |
| D. <input type="checkbox"/> Is unable to meet the required participation goals   | will complete a Good Faith Effort to obtain DVBE participation  | will include the Prime Bidder's Good Faith Effort Worksheet.                        |

**Note**

An Office of Small Business and Disabled Veteran Business Enterprise Services (OSDS) letter must be attached for each DVBE participating in the contract. The DVBE letter is obtained from the participating DVBE. If the letter is not provided, the bid may be deemed nonresponsive and may be ineligible for award of the contract.



**PRIME BIDDER CERTIFICATION OF DISABLED VETERAN  
BUSINESS ENTERPRISE PARTICIPATION**

**PART III—DVBE DOLLAR PARTICIPATION OF BID/PROPOSAL**

Architectural, engineering, environmental, land surveying or construction management firms complete this part after selection by the district and before the contract is signed. All others must complete this section and include it with the bid.

Show deductive alternate(s) in parenthesis. For more alternates/base bids, use a separate page to show items.

- A. If your business enterprise is a DVBE, list in the appropriate column the total dollar amount of your bid to be performed by your own participation.
- B. List all your DVBE subcontractors/suppliers. Enter in the appropriate column the dollar amount for each of your subcontractors/suppliers.
- C. Enter the total of Lines A and B for each column.
- D. Enter the dollar amount of the bid/proposal to be performed by non-DVBE firms. Note: This line is the sum of the prime and subcontractor(s) non-DVBE dollar participation.
- E. Enter the sum of the column totals from Line C and Line D. Note: Please be aware that the final determination of DVBE compliance is made based on the contract amount resulting from the district's acceptance or rejection of alternates.

|  | Base Bid/Proposal | Alternate No. 1 | Alternate No. 2 | Alternate No. 3<br>or Base Bid B | Alternate No. 4<br>or Base Bid C | Alternate No. 5<br>(Modernization or<br>Reconstruction Only) |
|--|-------------------|-----------------|-----------------|----------------------------------|----------------------------------|--|
| A. Prime Bidder, if DVBE (own participation) | \$ N/A            | \$              | \$              | \$                               | \$                               | \$   |
| B. DVBE Subcontractor or Supplier            |                   |                 |                 |                                  |                                  |  |
| 1. PEERLESS TILE                             | \$70,185          |                 |                 |                                  |                                  |  |
| 2. GRECO MECHANICAL                          | \$40,815          |                 |                 |                                  |                                  |  |
| 3.   |                   |                 |                 |                                  |                                  |  |
| 4.   |                   |                 |                 |                                  |                                  |  |
| C. Subtotal (A and B)                        | \$110,000         |                 |                 |                                  |                                  |  |
| D. Non-DVBE                                  | 3,349,000         |                 |                 |                                  |                                  |  |
| E. Total Bid                                 | 3,459,000         |                 |                 |                                  |                                  |  |



**PRIME BIDDER GOOD FAITH EFFORT WORKSHEET**

**PART II—ADVERTISEMENTS**

You must make at least two (2) advertisements, one (1) in a paper that focuses on DVBE and one (1) in a trade paper. Advertisements must be published at least 14 days prior to bid/proposal opening; if you cannot advertise 14 days prior, advertise as soon as possible and provide an explanation. (Advertisements must be published in time to allow for a reasonable response.) Advertisements must include that your firm is seeking DVBE participation, the project name and location, your firm’s name, your firm’s contact person, and phone number.

Attach copies of advertisements to this form.

| FOCUS/TRADE PAPER NAME | CHECK ONE |       | DATE OF ADVERTISEMENT |
|------------------------|-----------|-------|-----------------------|
|                        | FOCUS     | TRADE |                       |
| N/A                    |           |       | N/A                   |
|                        |           |       |                       |
|                        |           |       |                       |
|                        |           |       |                       |

**PART III—DVBE SOLICITATIONS**

List DVBE subcontractors/suppliers that were invited to bid. Use the following instructions to complete the remainder of this section (read the three columns as a sentence from left to right). If you need additional space to list DVBE solicitations, please use a separate page and attach to this form.

| IF THE DVBE...                  | THEN...  | AND...   |
|---------------------------------|--|--|
| was selected to participate     | check "YES" in the "SELECTED" column, include the applicable dollar amount in Part III of the "Prime Bidder Certification of Disabled Veteran" form. | include a copy of their DVBE letter from OSD.  |
| was not selected to participate | check "NO" in the "SELECTED" column  | state why in the "REASON NOT SELECTED" column. |
| did not respond to solicitation | check the "NO RESPONSE" column.  |  |

| DISABLED VETERANS BUSINESS ENTERPRISES CONTACTED | SELECTED |    | REASON NOT SELECTED<br>THIS SECTION MUST BE COMPLETED | NO |
|--|----------|----|---|----|
|  | YES      | NO |   |    |
| N/A  |          |    | N/A   |    |
|  |          |    |   |    |
|  |          |    |   |    |
|  |          |    |   |    |

**Important Note**

Please be aware that certification of the "Good Faith Effort" may only be made if you fully complete Parts I, II, and III on both sides of this form. A copy of this form must be retained by you and may be subject to a future audit.

**CERTIFICATION**

I, Alexander Glammona certify that I am the bidder’s Chief Executive Officer and that I have made a diligent effort to ascertain the facts with regard to the representations made herein. In making this certification, I am aware of Section 12650 et seq. of the Government Code providing for the imposition of treble damages for making false claims.

|   |                  |
|---|------------------|
| SIGNATURE OF CHIEF EXECUTIVE OFFICER  | DATE             |
|  | April 15th, 2024 |



## Office of Small Business & DVBE Services

**Certification ID:** 2020882

**Legal Business Name:**  
MICHAEL HORAN

**Doing Business As (DBA) Name 1:**

**Doing Business As (DBA) Name 2:**

**Address:**  
772 LEMOS AVE  
SALINAS  
CA 93901-1234

**Email Address:**  
info@peerlesstile.com

**Business Web Page:**

**Business Phone Number:**  
408.309.5953

**Business Fax Number:**

**Business Types:**  
Construction , Service

| Certification Type | Status   | From       | To         |
|--------------------|----------|------------|------------|
| DVBE               | Approved | 11/06/2023 | 11/30/2025 |



## Office of Small Business & DVBE Services

**Certification ID:** 1460840

**Legal Business Name:**  
GRECO MECHANICAL

**Doing Business As (DBA) Name 1:**

**Doing Business As (DBA) Name 2:**

**Address:**  
4001 UNIONTOWN RD  
LOTUS  
CA 95651-9722

**Email Address:**

john@grecomechanical.com

**Business Web Page:**

**Business Phone Number:**

530.919.2104

**Business Fax Number:**

530.621.0381

**Business Types:**

Construction , Service

| Certification Type | Status   | From       | To         |
|--------------------|----------|------------|------------|
| DVBE               | Approved | 06/27/2023 | 06/30/2025 |
| SB(Micro)          | Approved | 05/30/2023 | 06/30/2025 |
| SB-PW              | Approved | 05/30/2023 | 06/30/2025 |

**DISABLED VETERAN BUSINESS ENTERPRISE DECLARATIONS**

DGS PD 843 (Rev. 9/2019)

Formerly STD. 843

**Instructions:** The disabled veteran (DV) owner(s) and DV manager(s) of the Disabled Veteran Business Enterprise (DVBE) must complete this declaration when a DVBE contractor or subcontractor will provide materials, supplies, services or equipment [Military and Veterans Code Section 999.2]. Violations are misdemeanors and punishable by imprisonment or fine and violators are liable for civil penalties. All signatures are made under penalty of perjury.

**SECTION 1**

Name of certified DVBE: Peerless Tile DVBE Ref. Number: 2020882

Description (materials/supplies/services/equipment proposed): Ceramic Tile

Solicitation/Contract Number: 19-1408 SCPRS Ref. Number: \_\_\_\_\_

(FOR STATE USE ONLY)

**SECTION 2**

**APPLIES TO ALL DVBEs. Check only one box in Section 2 and provide original signatures.**

- I (we) declare that the DVBE is not a broker or agent, as defined in Military and Veterans Code Section 999.2 (b), of materials, supplies, services or equipment listed above. Also, complete Section 3 below if renting equipment.
- Pursuant to Military and Veterans Code Section 999.2 (f), I (we) declare that the DVBE is a broker or agent for the principal(s) listed below or on an attached sheet(s). (Pursuant to Military and Veterans Code 999.2 (e), State funds expended for equipment rented from equipment brokers pursuant to contracts awarded under this section shall not be credited toward the 3-percent DVBE participation goal.)

All DV owners and managers of the DVBE (attach additional pages with sufficient signature blocks for each person to sign):

|  |   |                                 |
|--|---|---------------------------------|
| <u>Mike Horan, Owner</u><br>(Printed Name of DV Owner/Manager) | <u>Michael Sean Horan</u><br>(Signature of DV Owner/ Manager) | <u>2/29/24</u><br>(Date Signed) |
| _____<br>(Printed Name of DV Owner/Manager)                    | _____<br>(Signature of DV Owner/Manager)                      | _____<br>(Date Signed)          |

Firm/Principal for whom the DVBE is acting as a broker or agent: \_\_\_\_\_  
(If more than one firm, list on extra sheets.) (Print or Type Name)

Firm/Principal Phone: (408) 309-5953 Address: 772 Lemos Ave, Salinas, CA 93901

**SECTION 3**

**APPLIES TO ALL DVBEs THAT RENT EQUIPMENT AND DECLARE THE DVBE IS NOT A BROKER.**

- Pursuant to Military and Veterans Code Section 999.2 (c), (d) and (g), I am (we are) the DV(s) with at least 51% ownership of the DVBE, or a DV manager(s) of the DVBE. The DVBE maintains certification requirements in accordance with Military and Veterans Code Section 999 et. seq.
- The undersigned owner(s) own(s) at least 51% of the quantity and value of each piece of equipment that will be rented for use in the contract identified above. I (we), the DV owners of the equipment, have submitted to the administering agency my (our) personal federal tax return(s) at time of certification and annually thereafter as defined in *Military and Veterans Code 999.2, subsections (c) and (g)*. *Failure by the disabled veteran equipment owner(s) to submit their personal federal tax return(s) to the administering agency as defined in Military and Veterans Code 999.2, subsections (c) and (g), will result in the DVBE being deemed an equipment broker.*

Disabled Veteran Owner(s) of the DVBE (attach additional pages with signature blocks for each person to sign):

|                             |                      |   |
|-----------------------------|----------------------|---|
| _____<br>(Printed Name)     | _____<br>(Signature) | _____<br>(Date Signed)                        |
| _____<br>(Address of Owner) | _____<br>(Telephone) | _____<br>(Tax Identification Number of Owner) |

Disabled Veteran Manager(s) of the DVBE (attach additional pages with sufficient signature blocks for each person to sign):

|                                       |                                    |                        |
|---------------------------------------|------------------------------------|------------------------|
| _____<br>(Printed Name of DV Manager) | _____<br>(Signature of DV Manager) | _____<br>(Date Signed) |
|---------------------------------------|------------------------------------|------------------------|



A California Public School

Agenda Item# IVC

**Board Meeting Date:** April 25, 2024

**Subject:** Mid-Year Revision and YTD Financials

- Information Item Only
- Approval on Consent Agenda
- Conference (for discussion only)
- Conference/Second Reading (Action Anticipated: \_\_\_\_\_)
- Conference/Action
- Action

**Committee:** Finance Committee

The Finance Committee met to review stakeholder feedback and any additional mid-year revisions. The committee was considering a one-time retention stipend for the 2023-2024 academic year of \$1000-\$5000 (prorated FTE) for all staff.

In addition, the Finance Committee has begun the development of the 2024-2025 budget including the review of stakeholder feedback. The Finance Committee will have a preliminary budget for the members review at the May Board Meeting.

**Recommendation:**

Given the strong financial position of LAS and the culmination of ESSERIII funds, the Finance Committee recommends that the Governing Board review and approve the additional mid-year revisions.

**Fiscal Impact:**

School-wide stipends would cost an estimated \$308K, decreasing the operating income to \$711,790.00

**Documents Attached:**

1. Mid-Year Revision Presentation
2. Mid-year Revision Financials
3. YTD Financials
4. Cash Flow Summary
5. Balance Sheet

| <b>Additional Mid-Year Revisions</b> |     |     |         |        |
|--------------------------------------|-----|-----|---------|--------|
| <b>Members</b>                       | Aye | Nay | Abstain | Absent |
| Garduño-Medina, Elena                |     |     |         |        |
| Rodríguez, José Luis                 |     |     |         |        |
| Dickson, Alex                        |     |     |         |        |
| Yáñez-Gutiérrez, Adriana             |     |     |         |        |
| Hayes, Alex                          |     |     |         |        |
| Lomelí, Rosa                         |     |     |         |        |
| Ramírez,-Huamaní, Yesenia            |     |     |         |        |
| Victorica, Luisana                   |     |     |         |        |
| Sylvains, Nina                       |     |     |         |        |
| <b>Totals:</b>                       |     |     |         |        |



**Fecha de la Reunión:** 25 de abril del 2024

**Tema:** Revisión de mitad de año y datos financieros interanuales

- Artículo de información
- Aprobación en la Agenda de Consentimiento
- Conferencia (solo para discutir)
- Conferencia/Primera lectura (Acción Anticipado: \_\_\_\_\_)
- Conferencia/Acción
- Acción

**Comité:** Comité de Finanzas

El Comité de Finanzas se reunió para revisar los comentarios de las partes interesadas y las revisiones adicionales de mitad de año. El comité estaba considerando un estipendio único de retención para el curso 2023-2024 de entre \$1000 y \$5000 (prorrateado de tiempo completo) para todo el personal.

Además, el Comité de Finanzas ha comenzado el desarrollo del presupuesto 2024-2025, incluida la revisión de los comentarios de las partes interesadas. El Comité de Finanzas tendrá un presupuesto preliminar para que lo revisen los miembros en la junta de mayo.

**Recomendación:**

Dada la sólida posición financiera de LAS y la culminación de los fondos ESSERIII, el Comité de Finanzas recomienda que la mesa directiva revise y apruebe las revisiones adicionales de mitad de año.

**Impacto fiscal:**

Los estipendios para toda la escuela costarían uno promedio de \$308,000, lo que reduciría los ingresos de explotación a \$711,790.00.

**Documentos adjuntos:**

1. Presentación de la revisión de mitad de año
2. Revisión financiera de mitad de año
3. Cuentas anuales
4. Resumen de tesorería
5. Balance



# Current Forecast vs. 2<sup>nd</sup> Interim



One change from 2<sup>nd</sup> Interim – cost impact of stipends is \$308k

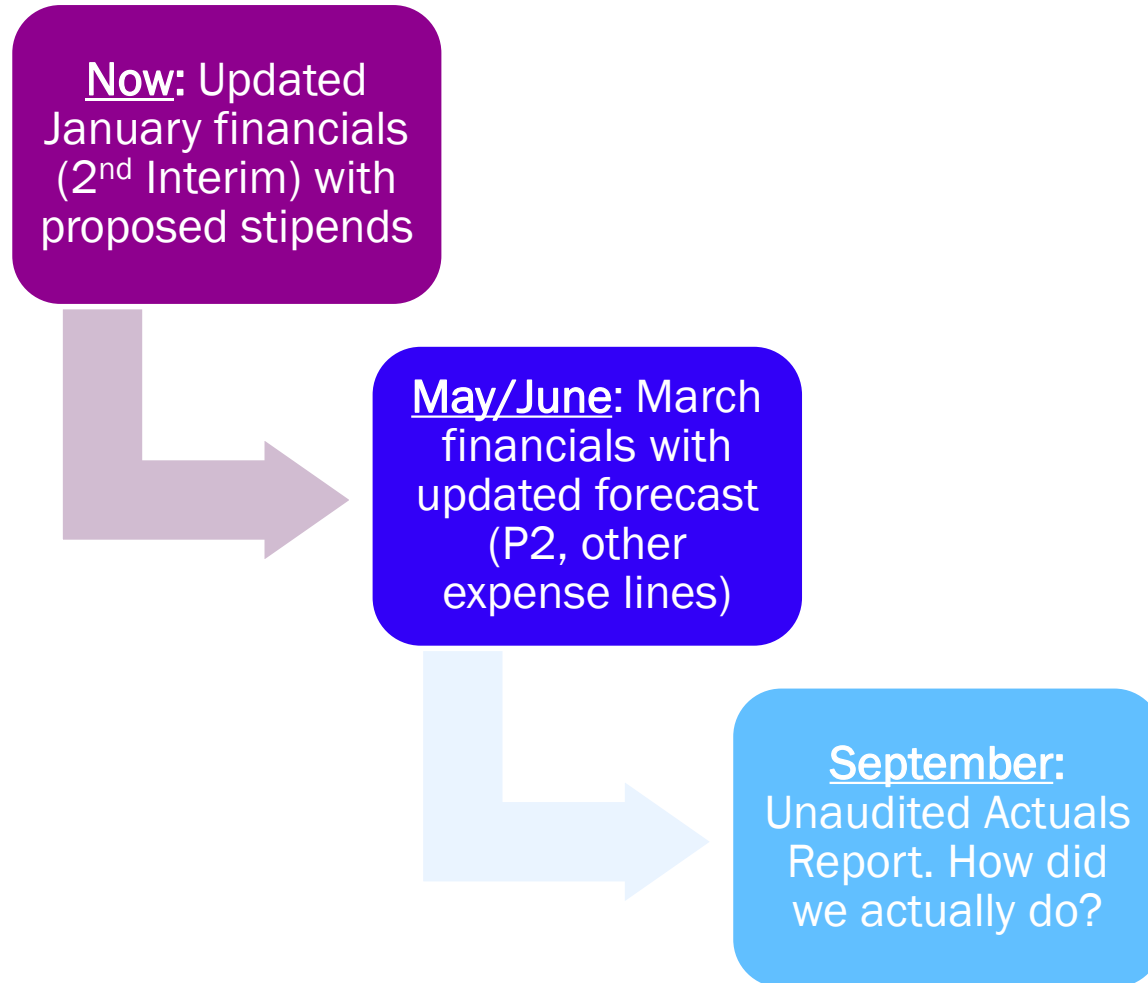
|          |   | 2023-24           | 2023-24           | Variance         |
|----------|---|-------------------|-------------------|------------------|
|          |   | Previous Forecast | Current Forecast  |                  |
| Revenue  | LCFF Entitlement                                | 7,799,688         | 7,799,688         | -                |
|          | Federal Revenue                                 | 955,107           | 955,107           | -                |
|          | Other State Revenues                            | 2,134,405         | 2,134,405         | -                |
|          | Local Revenues                                  | 59,700            | 59,700            | -                |
|          | Fundraising and Grants                          | 41,984            | 41,984            | -                |
|          | <b>Total Revenue</b>                            | <b>10,990,884</b> | <b>10,990,884</b> | <b>-</b>         |
| Expenses | Compensation and Benefits                       | 6,399,536         | 6,707,037         | (307,501)        |
|          | Books and Supplies                              | 611,325           | 611,325           | -                |
|          | Services and Other Operating                    | 2,374,280         | 2,374,280         | -                |
|          | Depreciation                                    | 508,172           | 508,172           | -                |
|          | Other Outflows                                  | 78,280            | 78,280            | -                |
|          | <b>Total Expenses</b>                           | <b>9,971,593</b>  | <b>10,279,094</b> | <b>(307,501)</b> |
|          | <b>Operating Income</b>                         | <b>1,019,291</b>  | <b>711,790</b>    | <b>(307,501)</b> |
|          | Beginning Balance (Audited)                     | 12,886,899        | 12,886,899        | -                |
|          | Operating Income                                | 1,019,291         | 711,790           | (307,501)        |
|          | <b>Ending Fund Balance (incl. Depreciation)</b> | <b>13,906,190</b> | <b>13,598,689</b> | <b>(307,501)</b> |
|          | <b>Ending Fund Balance as % of Expenses</b>     | <b>139.5%</b>     | <b>132.3%</b>     | <b>-7.2%</b>     |

Operating Income for 2023–24 still very strong – \$712k

# 2023–24 Timeline



One more forecast update for 2023–24, then UAR in September



**Language Academy**  
**Income Statement, Mid-year revision WITH stipends**  
**As of Jan FY2024**

|   | Actual           |                  |                  |                  |                  |                  |                  | YTD              | Budget            |                    |                   |                  |                                 |                     |
|---|------------------|------------------|------------------|------------------|------------------|------------------|------------------|------------------|-------------------|--------------------|-------------------|------------------|---------------------------------|---------------------|
|   | Jul              | Aug              | Sep              | Oct              | Nov              | Dec              | Jan              |                  | Actual YTD        | Approved Budget v1 | Previous Forecast | What-If 1        | Previous Forecast vs. What-If 1 | What-If 1 Remaining |
| <b>SUMMARY</b>                            |                  |                  |                  |                  |                  |                  |                  |                  |                   |                    |                   |                  |                                 |                     |
| <b>Revenue</b>                            |                  |                  |                  |                  |                  |                  |                  |                  |                   |                    |                   |                  |                                 |                     |
| LCFF Entitlement                          | -                | -                | -                | 1,055,036        | 1,519,610        | 392,745          | 836,844          | 3,804,235        | 7,604,884         | 7,799,688          | 7,799,688         | -                | 3,995,453                       | 49%                 |
| Federal Revenue                           | -                | -                | -                | -                | 132,628          | -                | -                | 132,628          | 954,225           | 955,107            | 955,107           | -                | 822,479                         | 14%                 |
| Other State Revenues                      | 25,089           | 25,089           | 51,951           | 192,716          | 190,386          | 93,360           | 248,086          | 826,677          | 2,194,899         | 2,134,405          | 2,134,405         | -                | 1,307,728                       | 39%                 |
| Local Revenues                            | 1,749            | 4,331            | 5,831            | 11,701           | 11,780           | 2,218            | 24,466           | 62,075           | 48,300            | 59,700             | 59,700            | -                | (2,375)                         | 104%                |
| Fundraising and Grants                    | -                | -                | 594              | 5,751            | 11,618           | 17,158           | 3,305            | 38,426           | 35,000            | 41,984             | 41,984            | -                | 3,558                           | 92%                 |
| <b>Total Revenue</b>                      | <b>26,838</b>    | <b>29,420</b>    | <b>58,377</b>    | <b>1,265,204</b> | <b>1,866,022</b> | <b>505,480</b>   | <b>1,112,700</b> | <b>4,864,041</b> | <b>10,837,308</b> | <b>10,990,884</b>  | <b>10,990,884</b> | -                | <b>6,126,843</b>                | <b>44%</b>          |
| <b>Expenses</b>                           |                  |                  |                  |                  |                  |                  |                  |                  |                   |                    |                   |                  |                                 |                     |
| Compensation and Benefits                 | 236,132          | 211,685          | 563,461          | 575,859          | 508,592          | 591,013          | 602,475          | 3,289,216        | 6,386,009         | 6,399,536          | 6,707,037         | (307,501)        | 3,417,821                       | 49%                 |
| Books and Supplies                        | 138,231          | 54,456           | 39,146           | 48,908           | 13,520           | 15,545           | 4,003            | 313,808          | 679,325           | 611,325            | 611,325           | -                | 297,517                         | 51%                 |
| Services and Other Operating Expenditures | 104,566          | 89,435           | 114,612          | 115,967          | 129,708          | 135,784          | 98,577           | 788,649          | 2,368,537         | 2,374,280          | 2,374,280         | -                | 1,585,631                       | 33%                 |
| Depreciation                              | -                | -                | -                | -                | -                | 254,086          | 42,348           | 296,434          | 508,172           | 508,172            | 508,172           | -                | 211,738                         | 58%                 |
| Other Outflows                            | -                | -                | -                | 3,490            | 918              | 42,377           | 11,368           | 58,154           | 78,280            | 78,280             | 78,280            | -                | 20,126                          | 74%                 |
| <b>Total Expenses</b>                     | <b>478,928</b>   | <b>355,576</b>   | <b>717,218</b>   | <b>744,223</b>   | <b>652,739</b>   | <b>1,038,805</b> | <b>758,771</b>   | <b>4,746,260</b> | <b>10,020,323</b> | <b>9,971,593</b>   | <b>10,279,094</b> | <b>(307,501)</b> | <b>5,532,834</b>                | <b>46%</b>          |
| <b>Operating Income</b>                   | <b>(452,090)</b> | <b>(326,156)</b> | <b>(658,842)</b> | <b>520,981</b>   | <b>1,213,283</b> | <b>(533,325)</b> | <b>353,930</b>   | <b>117,781</b>   | <b>816,985</b>    | <b>1,019,291</b>   | <b>711,790</b>    | <b>(307,501)</b> | <b>594,009</b>                  |                     |
| <b>Fund Balance</b>                       |                  |                  |                  |                  |                  |                  |                  |                  |                   |                    |                   |                  |                                 |                     |
| Beginning Balance (Unaudited)             |                  |                  |                  |                  |                  |                  |                  |                  | 12,170,560        | 12,886,899         | 12,886,899        |                  |                                 |                     |
| Operating Income                          |                  |                  |                  |                  |                  |                  |                  |                  | 816,985           | 1,019,291          | 711,790           |                  |                                 |                     |
| <b>Ending Fund Balance</b>                |                  |                  |                  |                  |                  |                  |                  |                  | <b>12,987,545</b> | <b>13,906,190</b>  | <b>13,598,689</b> |                  |                                 |                     |
| Fund Balance as a % of Expenses           |                  |                  |                  |                  |                  |                  |                  |                  | 130%              | 139%               | 132%              |                  |                                 |                     |

Language Academy  
 Income Statement, Mid-year revision WITH stipends  
 As of Jan FY2024

|                           | Actual |     |     |     |     |     |     | YTD        | Budget             |                   |               |                                 |                     |                   |
|---------------------------|--------|-----|-----|-----|-----|-----|-----|------------|--------------------|-------------------|---------------|---------------------------------|---------------------|-------------------|
|                           | Jul    | Aug | Sep | Oct | Nov | Dec | Jan | Actual YTD | Approved Budget v1 | Previous Forecast | What-If 1     | Previous Forecast vs. What-If 1 | What-If 1 Remaining | % What-If 1 Spent |
| <b>KEY ASSUMPTIONS</b>    |        |     |     |     |     |     |     |            |                    |                   |               |                                 |                     |                   |
| <b>Enrollment Summary</b> |        |     |     |     |     |     |     |            |                    |                   |               |                                 |                     |                   |
| K-3                       |        |     |     |     |     |     |     |            | 284                | 284               | 284           | -                               |                     |                   |
| 4-6                       |        |     |     |     |     |     |     |            | 199                | 199               | 199           | -                               |                     |                   |
| 7-8                       |        |     |     |     |     |     |     |            | 132                | 132               | 132           | -                               |                     |                   |
| <b>Total Enrolled</b>     |        |     |     |     |     |     |     |            | <b>615</b>         | <b>615</b>        | <b>615</b>    | -                               |                     |                   |
| <b>ADA %</b>              |        |     |     |     |     |     |     |            |                    |                   |               |                                 |                     |                   |
| K-3                       |        |     |     |     |     |     |     |            | 95.0%              | 95.0%             | 95.0%         | 0.0%                            |                     |                   |
| 4-6                       |        |     |     |     |     |     |     |            | 95.0%              | 95.0%             | 95.0%         | 0.0%                            |                     |                   |
| 7-8                       |        |     |     |     |     |     |     |            | 95.0%              | 95.0%             | 95.0%         | 0.0%                            |                     |                   |
| <b>Average ADA %</b>      |        |     |     |     |     |     |     |            | <b>95.0%</b>       | <b>95.0%</b>      | <b>95.0%</b>  | <b>0.0%</b>                     |                     |                   |
| <b>ADA</b>                |        |     |     |     |     |     |     |            |                    |                   |               |                                 |                     |                   |
| K-3                       |        |     |     |     |     |     |     |            | 269.80             | 269.80            | 269.80        | -                               |                     |                   |
| 4-6                       |        |     |     |     |     |     |     |            | 189.05             | 189.05            | 189.05        | -                               |                     |                   |
| 7-8                       |        |     |     |     |     |     |     |            | 125.40             | 125.40            | 125.40        | -                               |                     |                   |
| <b>Total ADA</b>          |        |     |     |     |     |     |     |            | <b>584.25</b>      | <b>584.25</b>     | <b>584.25</b> | -                               |                     |                   |

**Language Academy**  
**Income Statement, Mid-year revision WITH stipends**  
**As of Jan FY2024**

|  | Actual        |               |               |                  |                  |                |                  | YTD              | Budget            |                    |                   |           |                                 |                     |
|--|---------------|---------------|---------------|------------------|------------------|----------------|------------------|------------------|-------------------|--------------------|-------------------|-----------|---------------------------------|---------------------|
|  | Jul           | Aug           | Sep           | Oct              | Nov              | Dec            | Jan              |                  | Actual YTD        | Approved Budget v1 | Previous Forecast | What-If 1 | Previous Forecast vs. What-If 1 | What-If 1 Remaining |
| <b>REVENUE</b>   |               |               |               |                  |                  |                |                  |                  |                   |                    |                   |           |                                 |                     |
| <b>LCFF Entitlement</b>                                      |               |               |               |                  |                  |                |                  |                  |                   |                    |                   |           |                                 |                     |
| 8011 Charter Schools General Purpose Entitlement - State Aid | -             | -             | -             | 610,937          | 610,937          | 392,745        | 392,745          | 2,007,364        | 4,353,864         | 4,504,022          | 4,504,022         | -         | 2,496,658                       | 45%                 |
| 8012 Education Protection Account Entitlement                | -             | -             | -             | 444,099          | -                | -              | 444,099          | 888,198          | 1,656,614         | 1,701,259          | 1,701,259         | -         | 813,061                         | 52%                 |
| 8096 Charter Schools in Lieu of Property Taxes               | -             | -             | -             | -                | 908,673          | -              | -                | 908,673          | 1,594,407         | 1,594,407          | 1,594,407         | -         | 685,734                         | 57%                 |
| <b>SUBTOTAL - LCFF Entitlement</b>                           | -             | -             | -             | <b>1,055,036</b> | <b>1,519,610</b> | <b>392,745</b> | <b>836,844</b>   | <b>3,804,235</b> | <b>7,604,884</b>  | <b>7,799,688</b>   | <b>7,799,688</b>  | -         | <b>3,995,453</b>                | <b>49%</b>          |
| <b>Federal Revenue</b>                                       |               |               |               |                  |                  |                |                  |                  |                   |                    |                   |           |                                 |                     |
| 8181 Special Education - Entitlement                         | -             | -             | -             | -                | -                | -              | -                | -                | 76,875            | 80,080             | 80,080            | -         | 80,080                          | 0%                  |
| 8291 Title I   | -             | -             | -             | -                | -                | -              | -                | -                | 175,655           | 175,786            | 175,786           | -         | 175,786                         | 0%                  |
| 8292 Title II  | -             | -             | -             | -                | -                | -              | -                | -                | 24,819            | 22,179             | 22,179            | -         | 22,179                          | 0%                  |
| 8294 Title IV  | -             | -             | -             | -                | -                | -              | -                | -                | 13,464            | 13,650             | 13,650            | -         | 13,650                          | 0%                  |
| 8299 All Other Federal Revenue                               | -             | -             | -             | -                | 132,628          | -              | -                | 132,628          | 663,412           | 663,412            | 663,412           | -         | 530,784                         | 20%                 |
| <b>SUBTOTAL - Federal Revenue</b>                            | -             | -             | -             | -                | <b>132,628</b>   | -              | -                | <b>132,628</b>   | <b>954,225</b>    | <b>955,107</b>     | <b>955,107</b>    | -         | <b>822,479</b>                  | <b>14%</b>          |
| <b>Other State Revenue</b>                                   |               |               |               |                  |                  |                |                  |                  |                   |                    |                   |           |                                 |                     |
| 8319 Other State Apportionments - Prior Years                | -             | -             | 6,791         | 2,330            | -                | -              | -                | 9,121            | -                 | 9,121              | 9,121             | -         | -                               | 100%                |
| 8381 Special Education - Entitlement (State)                 | 25,089        | 25,089        | 45,160        | 45,160           | 45,160           | -              | 90,320           | 275,978          | 518,035           | 518,463            | 518,463           | -         | 242,485                         | 53%                 |
| 8382 Special Education Reimbursement (State)                 | -             | -             | -             | 6,532            | 6,531            | 4,199          | 4,199            | 21,461           | -                 | 46,651             | 46,651            | -         | 25,190                          | 46%                 |
| 8550 Mandated Cost Reimbursements                            | -             | -             | -             | -                | -                | -              | 11,390           | 11,390           | 11,444            | 11,392             | 11,392            | -         | 2                               | 100%                |
| 8560 State Lottery Revenue                                   | -             | -             | -             | -                | -                | -              | 53,016           | 53,016           | 144,624           | 151,946            | 151,946           | -         | 98,931                          | 35%                 |
| 8590 All Other State Revenue                                 | -             | -             | -             | -                | -                | -              | -                | -                | 353,373           | 202,669            | 202,669           | -         | 202,669                         | 0%                  |
| 8593 Expanded Learning Opportunities Program                 | -             | -             | -             | 138,694          | 138,695          | 89,161         | 89,161           | 455,711          | 963,942           | 990,680            | 990,680           | -         | 534,969                         | 46%                 |
| 8596 Other State Revenue 6                                   | -             | -             | -             | -                | -                | -              | -                | -                | 203,482           | 203,482            | 203,482           | -         | 203,482                         | 0%                  |
| <b>SUBTOTAL - Other State Revenue</b>                        | <b>25,089</b> | <b>25,089</b> | <b>51,951</b> | <b>192,716</b>   | <b>190,386</b>   | <b>93,360</b>  | <b>248,086</b>   | <b>826,677</b>   | <b>2,194,899</b>  | <b>2,134,405</b>   | <b>2,134,405</b>  | -         | <b>1,307,728</b>                | <b>39%</b>          |
| <b>Local Revenue</b>   |               |               |               |                  |                  |                |                  |                  |                   |                    |                   |           |                                 |                     |
| 8636 Uniforms  | 145           | 2,782         | 2,012         | 900              | 414              | 29             | 108              | 6,390            | 12,000            | 12,000             | 12,000            | -         | 5,610                           | 53%                 |
| 8638 Merchandise Sales                                       | -             | -             | 340           | 515              | -                | 95             | -                | 950              | 1,300             | 1,300              | 1,300             | -         | 350                             | 73%                 |
| 8660 Interest  | 1,604         | 1,549         | 1,759         | 1,836            | 1,900            | 2,018          | 1,987            | 12,652           | 9,000             | 20,400             | 20,400            | -         | 7,748                           | 62%                 |
| 8670 Fees and Contracts                                      | -             | -             | -             | -                | -                | -              | -                | -                | 6,000             | 6,000              | 6,000             | -         | 6,000                           | 0%                  |
| 8693 Field Trips   | -             | -             | -             | 10               | 1,420            | -              | -                | 1,430            | 15,000            | 15,000             | 15,000            | -         | 13,570                          | 10%                 |
| 8699 All Other Local Revenue                                 | -             | -             | 1,720         | 8,440            | 8,046            | -              | 12,223           | 30,429           | 5,000             | 5,000              | 5,000             | -         | (25,429)                        | 609%                |
| 8999 Uncategorized Revenue                                   | -             | -             | -             | -                | -                | 76             | 10,148           | 10,224           | -                 | -                  | -                 | -         | (10,224)                        |                     |
| <b>SUBTOTAL - Local Revenue</b>                              | <b>1,749</b>  | <b>4,331</b>  | <b>5,831</b>  | <b>11,701</b>    | <b>11,780</b>    | <b>2,218</b>   | <b>24,466</b>    | <b>62,075</b>    | <b>48,300</b>     | <b>59,700</b>      | <b>59,700</b>     | -         | <b>(2,375)</b>                  | <b>104%</b>         |
| <b>Fundraising and Grants</b>                                |               |               |               |                  |                  |                |                  |                  |                   |                    |                   |           |                                 |                     |
| 8801 Donations - Parents                                     | -             | -             | -             | 1,329            | 955              | -              | -                | 2,284            | 5,000             | 5,000              | 5,000             | -         | 2,716                           | 46%                 |
| 8802 Donations - Private                                     | -             | -             | 518           | 185              | 1,082            | 174            | 2,199            | 4,159            | 5,000             | 5,000              | 5,000             | -         | 841                             | 83%                 |
| 8803 Fundraising   | -             | -             | 76            | 4,237            | 9,581            | 16,983         | 1,106            | 31,984           | 25,000            | 31,984             | 31,984            | -         | 0                               | 100%                |
| <b>SUBTOTAL - Fundraising and Grants</b>                     | -             | -             | <b>594</b>    | <b>5,751</b>     | <b>11,618</b>    | <b>17,158</b>  | <b>3,305</b>     | <b>38,426</b>    | <b>35,000</b>     | <b>41,984</b>      | <b>41,984</b>     | -         | <b>3,558</b>                    | <b>92%</b>          |
| <b>TOTAL REVENUE</b>   | <b>26,838</b> | <b>29,420</b> | <b>58,377</b> | <b>1,265,204</b> | <b>1,866,022</b> | <b>505,480</b> | <b>1,112,700</b> | <b>4,864,041</b> | <b>10,837,308</b> | <b>10,990,884</b>  | <b>10,990,884</b> | -         | <b>6,126,843</b>                | <b>44%</b>          |

**Language Academy**  
**Income Statement, Mid-year revision WITH stipends**  
**As of Jan FY2024**

|  | Actual         |               |                |                |                |                |                | YTD              | Budget           |                    |                   |                  |                                 |                     |
|--|----------------|---------------|----------------|----------------|----------------|----------------|----------------|------------------|------------------|--------------------|-------------------|------------------|---------------------------------|---------------------|
|  | Jul            | Aug           | Sep            | Oct            | Nov            | Dec            | Jan            |                  | Actual YTD       | Approved Budget v1 | Previous Forecast | What-If 1        | Previous Forecast vs. What-If 1 | What-If 1 Remaining |
| <b>EXPENSES</b>  |                |               |                |                |                |                |                |                  |                  |                    |                   |                  |                                 |                     |
| <b>Compensation &amp; Benefits</b>                         |                |               |                |                |                |                |                |                  |                  |                    |                   |                  |                                 |                     |
| <b>Certificated Salaries</b>                               |                |               |                |                |                |                |                |                  |                  |                    |                   |                  |                                 |                     |
| 1100 Teachers Salaries                                     | 0              | 6,446         | 240,432        | 218,365        | 223,710        | 222,234        | 226,335        | 1,137,522        | 2,375,170        | 2,316,170          | 2,316,170         | -                | 1,178,648                       | 49%                 |
| 1101 Teacher - Stipends                                    | -              | 6,090         | 2,889          | 703            | 5,253          | 13,400         | 3,038          | 31,372           | 84,850           | 84,850             | 295,850           | (211,000)        | 264,479                         | 11%                 |
| 1102 Title I/SES Tutoring                                  | -              | -             | -              | -              | -              | -              | -              | -                | 40,500           | 40,500             | 40,500            | -                | 40,500                          | 0%                  |
| 1103 Teacher - Substitute Pay                              | -              | 3,920         | 9,740          | 12,850         | 11,810         | 14,485         | 4,138          | 56,942           | 81,400           | 81,400             | 81,400            | -                | 24,458                          | 70%                 |
| 1300 Certificated Supervisor & Administrator Salaries      | 12,671         | 12,671        | 12,696         | 12,696         | 12,696         | 12,696         | 12,696         | 88,821           | 149,791          | 149,791            | 149,791           | -                | 60,970                          | 59%                 |
| 1311 SPED Certificated                                     | 10,000         | 15,036        | 39,291         | 45,044         | 44,862         | 38,836         | 37,808         | 230,878          | 347,436          | 347,436            | 347,436           | -                | 116,558                         | 66%                 |
| 1920 Other Cert - Summer                                   | -              | -             | -              | -              | -              | -              | -              | -                | 98,700           | 98,700             | 98,700            | -                | 98,700                          | 0%                  |
| 1940 Other Certificated Supervisor & Admin Salaries        | -              | -             | 12,553         | 12,553         | 12,553         | 12,553         | 12,553         | 62,766           | 123,283          | 123,283            | 123,283           | -                | 60,517                          | 51%                 |
| <b>SUBTOTAL - Certificated Salaries</b>                    | <b>22,671</b>  | <b>44,163</b> | <b>317,602</b> | <b>302,211</b> | <b>310,884</b> | <b>314,204</b> | <b>296,566</b> | <b>1,608,301</b> | <b>3,301,130</b> | <b>3,242,130</b>   | <b>3,453,130</b>  | <b>(211,000)</b> | <b>1,844,829</b>                | <b>47%</b>          |
| <b>Classified Salaries</b>                                 |                |               |                |                |                |                |                |                  |                  |                    |                   |                  |                                 |                     |
| 2100 Classified Instructional Aide Salaries                | -              | 5,351         | 10,787         | 11,750         | 11,705         | 10,064         | 8,290          | 57,947           | 117,286          | 117,286            | 117,286           | -                | 59,339                          | 49%                 |
| 2103 SPED Classified                                       | -              | 9,154         | 11,850         | 12,656         | 12,428         | 9,709          | 8,871          | 64,669           | 112,824          | 126,019            | 126,019           | -                | 61,349                          | 51%                 |
| 2200 Classified Support (Intervention Tutoring)            | -              | 4,775         | 16,611         | 40,362         | 41,543         | 42,325         | 28,547         | 174,164          | 337,737          | 341,200            | 341,200           | -                | 167,036                         | 51%                 |
| 2300 Classified Supervisor & Administrator Salaries        | 9,120          | 10,488        | 9,120          | 10,032         | 9,120          | 8,208          | 8,664          | 64,752           | 105,274          | 105,274            | 105,274           | -                | 40,522                          | 62%                 |
| 2400 Classified Clerical & Office Salaries                 | 15,447         | 15,438        | 14,865         | 15,335         | 14,696         | 18,441         | 11,930         | 106,153          | 258,406          | 224,274            | 224,274           | -                | 118,121                         | 47%                 |
| 2600 Classified Bonuses & Extra Pay                        | -              | -             | -              | -              | -              | -              | -              | -                | -                | -                  | 71,500            | (71,500)         | 71,500                          | 0%                  |
| 2900 Classified Other Salaries                             | 4,531          | 4,531         | 4,531          | 4,531          | 4,617          | 8,085          | 4,608          | 35,434           | 33,480           | 92,747             | 92,747            | -                | 57,313                          | 38%                 |
| 2905 Other Classified - After School                       | -              | 10,642        | 12,436         | 15,335         | 15,559         | 24,672         | 14,143         | 92,787           | 215,739          | 234,480            | 234,480           | -                | 141,693                         | 40%                 |
| 2908 Enrichment - ELO-P                                    | -              | -             | -              | -              | -              | -              | -              | -                | 96,252           | 96,252             | 96,252            | -                | 96,252                          | 0%                  |
| 2925 Other Classified - Childcare                          | -              | -             | -              | -              | -              | -              | -              | -                | 1,318            | 1,360              | 1,360             | -                | 1,360                           | 0%                  |
| 2930 Other Classified - Maintenance/Grounds                | 14,585         | 14,157        | 13,057         | 15,640         | 16,624         | 18,775         | 13,057         | 105,897          | 168,093          | 183,473            | 183,473           | -                | 77,576                          | 58%                 |
| <b>SUBTOTAL - Classified Salaries</b>                      | <b>43,683</b>  | <b>74,536</b> | <b>93,257</b>  | <b>125,642</b> | <b>126,293</b> | <b>140,280</b> | <b>98,112</b>  | <b>701,803</b>   | <b>1,446,410</b> | <b>1,522,365</b>   | <b>1,593,865</b>  | <b>(71,500)</b>  | <b>892,062</b>                  | <b>44%</b>          |
| <b>Employee Benefits</b>                                   |                |               |                |                |                |                |                |                  |                  |                    |                   |                  |                                 |                     |
| 3100 STRS  | 4,294          | 6,950         | 59,414         | 56,532         | 49,968         | 51,072         | 48,841         | 277,071          | 630,516          | 619,247            | 619,247           | -                | 342,176                         | 45%                 |
| 3300 OASDI-Medicare-Alternative                            | 3,668          | 7,842         | 13,828         | 14,965         | 14,810         | 15,929         | 12,102         | 83,143           | 148,692          | 154,122            | 175,733           | (21,611)         | 92,590                          | 47%                 |
| 3400 Health & Welfare Benefits                             | 138,107        | 69,852        | 70,647         | 67,572         | (2,223)        | 60,270         | 138,585        | 542,809          | 760,649          | 760,649            | 760,649           | -                | 217,840                         | 71%                 |
| 3500 Unemployment Insurance                                | 42             | 69            | 271            | 275            | 288            | 296            | 258            | 1,498            | 17,324           | 17,325             | 17,325            | -                | 15,827                          | 9%                  |
| 3600 Workers Comp Insurance                                | 21,568         | 5,392         | 5,392          | 5,392          | 5,392          | 5,392          | 5,391          | 53,919           | 56,970           | 57,174             | 60,564            | (3,390)          | 6,645                           | 89%                 |
| 3700 Retiree Benefits                                      | 2,100          | 2,881         | 3,051          | (8,032)        | 3,180          | 3,570          | (6,750)        | 0                | -                | -                  | -                 | -                | (0)                             | -                   |
| 3900 Other Employee Benefits                               | -              | -             | -              | 11,302         | -              | -              | 9,371          | 20,672           | 24,317           | 26,524             | 26,524            | -                | 5,851                           | 78%                 |
| <b>SUBTOTAL - Employee Benefits</b>                        | <b>169,778</b> | <b>92,986</b> | <b>152,602</b> | <b>148,006</b> | <b>71,415</b>  | <b>136,529</b> | <b>207,797</b> | <b>979,112</b>   | <b>1,638,469</b> | <b>1,635,041</b>   | <b>1,660,042</b>  | <b>(25,001)</b>  | <b>680,930</b>                  | <b>59%</b>          |
| <b>Books &amp; Supplies</b>                                |                |               |                |                |                |                |                |                  |                  |                    |                   |                  |                                 |                     |
| 4100 Approved Textbooks & Core Curricula Materials         | 108,311        | -             | -              | 15,831         | -              | -              | -              | 124,141          | 135,000          | 135,000            | 135,000           | -                | 10,859                          | 92%                 |
| 4101 SPED Textbooks  | -              | -             | 2,035          | 2,907          | -              | 116            | -              | 5,058            | 7,700            | 7,700              | 7,700             | -                | 2,642                           | 66%                 |
| 4200 Books & Other Reference Materials                     | 3,291          | 11,975        | 3,077          | 778            | 1,852          | 1,338          | 118            | 22,428           | 93,000           | 93,000             | 93,000            | -                | 70,572                          | 24%                 |
| 4201 Library Resources                                     | -              | -             | 1,530          | 1,111          | 125            | -              | -              | 2,766            | 15,000           | 15,000             | 15,000            | -                | 12,234                          | 18%                 |
| 4315 Custodial Supplies                                    | 427            | 9,894         | 170            | 4,314          | 3,433          | 838            | 865            | 19,941           | 30,600           | 30,600             | 30,600            | -                | 10,659                          | 65%                 |
| 4320 Educational Software                                  | 15,379         | 6,347         | 2,648          | 16,359         | 816            | 249            | 329            | 42,127           | 70,000           | 70,000             | 70,000            | -                | 27,873                          | 60%                 |
| 4325 Instructional Materials & Supplies                    | 346            | 10,867        | 13,380         | 3,641          | 3,359          | 1,855          | 1,576          | 35,023           | 48,475           | 48,475             | 48,475            | -                | 13,452                          | 72%                 |
| 4330 Office Supplies                                       | 3,471          | 3,285         | 4,915          | 1,026          | 2,453          | (2,141)        | 410            | 13,418           | 31,400           | 21,400             | 21,400            | -                | 7,982                           | 63%                 |
| 4335 PE Supplies   | -              | 3,607         | 481            | 820            | -              | -              | -              | 4,909            | 10,000           | 10,000             | 10,000            | -                | 5,091                           | 49%                 |
| 4340 Professional Development Supplies                     | -              | -             | -              | -              | -              | -              | 139            | 139              | 3,000            | 3,000              | 3,000             | -                | 2,861                           | 5%                  |
| 4352 Garden  | -              | -             | -              | -              | -              | -              | -              | -                | 2,000            | 2,000              | 2,000             | -                | 2,000                           | 0%                  |
| 4354 ASES Materials  | -              | 1,005         | 323            | 232            | -              | 52             | 326            | 1,938            | 6,000            | 3,000              | 3,000             | -                | 1,062                           | 65%                 |
| 4355 Summer School Materials                               | -              | -             | -              | -              | -              | -              | -              | -                | 4,400            | 4,400              | 4,400             | -                | 4,400                           | 0%                  |
| 4356 SPED Consumables                                      | -              | 27            | 484            | 74             | 768            | 116            | 112            | 1,581            | 10,000           | 10,000             | 10,000            | -                | 8,419                           | 16%                 |
| 4410 Classroom Furniture, Equipment & Supplies             | 5,741          | 4,475         | 2,318          | 77             | 281            | 12,684         | 128            | 25,705           | 30,750           | 30,750             | 30,750            | -                | 5,045                           | 84%                 |
| 4420 Computers: individual items less than \$5k            | 1,264          | -             | 6,006          | 745            | -              | -              | -              | 8,015            | 50,000           | 25,000             | 25,000            | -                | 16,985                          | 32%                 |
| 4423 Classroom Noncapitalized items 1                      | -              | -             | -              | -              | 434            | -              | -              | 434              | 10,000           | 10,000             | 10,000            | -                | 9,566                           | 4%                  |
| 4430 Non Classroom Related Furniture, Equipment & Supplies | -              | 2,974         | 1,778          | 993            | -              | 438            | -              | 6,183            | 122,000          | 92,000             | 92,000            | -                | 85,817                          | 7%                  |
| <b>SUBTOTAL - Books and Supplies</b>                       | <b>138,231</b> | <b>54,456</b> | <b>39,146</b>  | <b>48,908</b>  | <b>13,520</b>  | <b>15,545</b>  | <b>4,003</b>   | <b>313,808</b>   | <b>679,325</b>   | <b>611,325</b>     | <b>611,325</b>    | <b>-</b>         | <b>297,517</b>                  | <b>51%</b>          |
| <b>Services &amp; Other Operating Expenses</b>             |                |               |                |                |                |                |                |                  |                  |                    |                   |                  |                                 |                     |
| 5210 Conference Fees                                       | -              | -             | -              | -              | 1,230          | -              | 3,284          | 4,514            | 35,000           | 35,000             | 35,000            | -                | 30,486                          | 13%                 |
| 5215 Travel - Mileage, Parking, Tolls                      | -              | 1,748         | 115            | 509            | 374            | 51             | 5              | 2,802            | 5,000            | 5,000              | 5,000             | -                | 2,198                           | 56%                 |
| 5220 Travel and Lodging                                    | -              | 5,283         | 1,692          | 2,062          | 1,015          | 65             | 5,458          | 15,574           | 35,000           | 35,000             | 35,000            | -                | 19,426                          | 44%                 |
| 5305 Dues & Membership - Professional                      | 9,240          | -             | -              | 1,842          | -              | -              | -              | 11,082           | 15,000           | 15,000             | 15,000            | -                | 3,918                           | 74%                 |
| 5450 Insurance - Other                                     | 41,753         | 10,438        | 10,438         | 10,438         | 10,438         | 10,438         | 10,439         | 104,382          | 114,204          | 114,204            | 114,204           | -                | 9,822                           | 91%                 |
| 5515 Janitorial, Gardening Services & Supplies             | -              | 4,722         | 2,708          | 1,824          | 2,736          | 1,357          | -              | 13,347           | 120,000          | 40,000             | 40,000            | -                | 26,652                          | 33%                 |

**Language Academy**  
**Income Statement, Mid-year revision WITH stipends**  
**As of Jan FY2024**

|   | Actual         |                |                |                |                |                  |                | YTD              | Budget            |                    |                   |                  |                                 |                     |
|---|----------------|----------------|----------------|----------------|----------------|------------------|----------------|------------------|-------------------|--------------------|-------------------|------------------|---------------------------------|---------------------|
|   | Jul            | Aug            | Sep            | Oct            | Nov            | Dec              | Jan            |                  | Actual YTD        | Approved Budget v1 | Previous Forecast | What-If 1        | Previous Forecast vs. What-If 1 | What-If 1 Remaining |
| 5535 Utilities - All Utilities                        | -              | -              | -              | 12,652         | -              | 34,464           | -              | 47,116           | 102,000           | 102,000            | 102,000           | -                | 54,884                          | 46%                 |
| 5605 Equipment Leases                                 | 2,534          | 5,747          | -              | 2,534          | 5,067          | -                | 5,067          | 20,949           | 34,640            | 34,640             | 34,640            | -                | 13,691                          | 60%                 |
| 5610 Rent   | -              | 31,351         | 15,675         | -              | 15,675         | -                | -              | 62,702           | 101,195           | 101,195            | 101,195           | -                | 38,493                          | 62%                 |
| 5615 Repairs and Maintenance - Building               | 105            | -              | 58,451         | 1,427          | 16,088         | 20,371           | -              | 96,443           | 206,000           | 206,000            | 206,000           | -                | 109,557                         | 47%                 |
| 5616 Repairs and Maintenance - Computers              | -              | -              | -              | -              | -              | -                | -              | -                | 20,000            | 10,000             | 10,000            | -                | 10,000                          | 0%                  |
| 5617 Repairs and Maintenance - Other Equipment        | -              | 462            | 462            | 750            | -              | -                | -              | 1,674            | 2,550             | 2,550              | 2,550             | -                | 876                             | 66%                 |
| 5803 Accounting Fees                                  | -              | -              | -              | -              | 1,500          | 36,750           | -              | 38,250           | 26,000            | 38,250             | 38,250            | -                | -                               | 100%                |
| 5804 Parent Trainings                                 | -              | -              | -              | -              | -              | -                | -              | -                | 1,500             | 1,500              | 1,500             | -                | 1,500                           | 0%                  |
| 5805 Administrative Fees                              | 1              | 745            | -              | 12             | 4,745          | -                | 1              | 5,503            | 10,000            | 10,000             | 10,000            | -                | 4,497                           | 55%                 |
| 5806 Assemblies                                       | -              | -              | -              | -              | -              | -                | -              | -                | 5,000             | 5,000              | 5,000             | -                | 5,000                           | 0%                  |
| 5809 Banking Fees                                     | -              | -              | -              | -              | -              | -                | -              | -                | 500               | 500                | 500               | -                | 500                             | 0%                  |
| 5812 Business Services                                | 7,792          | 7,792          | -              | 15,583         | 7,792          | 7,792            | 7,792          | 54,542           | 94,395            | 94,395             | 94,395            | -                | 39,853                          | 58%                 |
| 5813 Board Development                                | -              | -              | -              | -              | -              | -                | -              | -                | 5,600             | 5,600              | 5,600             | -                | 5,600                           | 0%                  |
| 5818 SPED Legal Fees                                  | -              | -              | -              | -              | -              | -                | -              | -                | 5,600             | 5,600              | 5,600             | -                | 5,600                           | 0%                  |
| 5824 District Oversight Fees                          | -              | -              | -              | -              | -              | -                | -              | -                | 87,456            | 89,696             | 89,696            | -                | 89,696                          | 0%                  |
| 5827 ELO-P Expenses                                   | -              | -              | -              | 11,251         | 9,251          | 8,436            | 22,125         | 51,063           | 730,000           | 766,738            | 766,738           | -                | 715,675                         | 7%                  |
| 5830 Field Trips Expenses                             | -              | -              | 1,740          | 6,830          | 3,090          | 1,419            | 10,646         | 23,724           | 56,000            | 56,000             | 56,000            | -                | 32,276                          | 42%                 |
| 5836 Fingerprinting                                   | -              | 92             | 573            | 506            | 704            | 304              | 15             | 2,193            | 3,000             | 3,000              | 3,000             | -                | 807                             | 73%                 |
| 5839 Fundraising Expenses                             | 6,130          | 1,250          | 533            | 146            | 15,120         | 5,245            | 204            | 28,627           | 36,700            | 36,700             | 36,700            | -                | 8,073                           | 78%                 |
| 5845 Legal Fees                                       | -              | -              | -              | 308            | -              | -                | -              | 308              | 10,200            | 10,200             | 10,200            | -                | 9,892                           | 3%                  |
| 5851 Marketing and Student Recruiting                 | -              | -              | -              | -              | -              | -                | -              | -                | 1,224             | 1,224              | 1,224             | -                | 1,224                           | 0%                  |
| 5852 Prop 28 Expenses                                 | -              | -              | -              | -              | -              | -                | -              | -                | 107,866           | 103,750            | 103,750           | -                | 103,750                         | 0%                  |
| 5857 Payroll Fees                                     | 815            | 1,944          | 1,983          | 1,656          | 2,893          | 3,098            | 3,487          | 15,874           | 15,300            | 24,000             | 24,000            | -                | 8,126                           | 66%                 |
| 5860 Printing and Reproduction                        | -              | 1,600          | 2,818          | 5,421          | 821            | 2,386            | 1,269          | 14,315           | 35,000            | 35,000             | 35,000            | -                | 20,685                          | 41%                 |
| 5861 Prior Yr Exp (not accrued)                       | -              | -              | 7,400          | -              | -              | -                | -              | -                | -                 | 52,400             | 52,400            | -                | 45,000                          | 14%                 |
| 5863 Professional Development                         | 4,610          | 4,804          | 250            | 8,521          | 7,239          | 1,065            | 500            | 26,989           | 55,000            | 55,000             | 55,000            | -                | 28,011                          | 49%                 |
| 5869 Special Education Contract Instructors           | 1,264          | 3,439          | 1,004          | 30,722         | 19,767         | 2,115            | 25,467         | 83,777           | 172,000           | 172,000            | 172,000           | -                | 88,223                          | 49%                 |
| 5872 Special Education SELPA Fee                      | 360            | 360            | 649            | -              | 1,298          | -                | 1,298          | 3,965            | 20,822            | 20,949             | 20,949            | -                | 16,984                          | 19%                 |
| 5874 Sports   | -              | -              | -              | -              | -              | -                | -              | -                | 16,000            | -                  | -                 | -                | -                               | -                   |
| 5875 Staff Recruiting                                 | -              | -              | -              | -              | -              | -                | 1,200          | 1,200            | 1,300             | 1,300              | 1,300             | -                | 100                             | 92%                 |
| 5878 Student Assessment                               | 15,400         | -              | -              | -              | -              | -                | -              | 15,400           | 12,485            | 15,400             | 15,400            | -                | -                               | 100%                |
| 5881 Student Information System                       | 11,488         | -              | -              | -              | -              | -                | -              | 11,488           | 11,000            | 11,488             | 11,488            | -                | -                               | 100%                |
| 5887 Technology Services                              | -              | 6,630          | 7,124          | -              | 2,550          | -                | -              | 16,304           | 35,000            | 35,000             | 35,000            | -                | 18,697                          | 47%                 |
| 5910 Communications - Internet / Website Fees         | 2,002          | 20             | -              | 10             | 10             | 352              | 216            | 2,610            | 7,000             | 7,000              | 7,000             | -                | 4,390                           | 37%                 |
| 5915 Postage and Delivery                             | -              | 56             | 44             | 10             | 272            | 41               | 10             | 433              | 4,000             | 4,000              | 4,000             | -                | 3,567                           | 11%                 |
| 5920 Communications - Telephone & Fax                 | 1,074          | 953            | 953            | 953            | 36             | 36               | 95             | 4,097            | 12,000            | 12,000             | 12,000            | -                | 7,903                           | 34%                 |
| <b>SUBTOTAL - Services &amp; Other Operating Exp.</b> | <b>104,566</b> | <b>89,435</b>  | <b>114,612</b> | <b>115,967</b> | <b>129,708</b> | <b>135,784</b>   | <b>98,577</b>  | <b>788,649</b>   | <b>2,368,537</b>  | <b>2,374,280</b>   | <b>2,374,280</b>  | <b>-</b>         | <b>1,585,631</b>                | <b>33%</b>          |
| <b>Capital Outlay &amp; Depreciation</b>              |                |                |                |                |                |                  |                |                  |                   |                    |                   |                  |                                 |                     |
| 6900 Depreciation                                     | -              | -              | -              | -              | -              | 254,086          | 42,348         | 296,434          | 508,172           | 508,172            | 508,172           | -                | 211,738                         | 58%                 |
| <b>SUBTOTAL - Capital Outlay &amp; Depreciation</b>   | <b>-</b>       | <b>-</b>       | <b>-</b>       | <b>-</b>       | <b>-</b>       | <b>254,086</b>   | <b>42,348</b>  | <b>296,434</b>   | <b>508,172</b>    | <b>508,172</b>     | <b>508,172</b>    | <b>-</b>         | <b>211,738</b>                  | <b>58%</b>          |
| <b>Other Outflows</b>                                 |                |                |                |                |                |                  |                |                  |                   |                    |                   |                  |                                 |                     |
| 7438 Long term debt - Interest                        | -              | -              | -              | -              | -              | 35,000           | -              | 35,000           | 78,280            | 78,280             | 78,280            | -                | 43,280                          | 45%                 |
| 7999 Uncategorized Expense                            | -              | -              | -              | 3,490          | 918            | 7,377            | 11,368         | 23,153           | -                 | -                  | -                 | -                | (23,153)                        | -                   |
| <b>SUBTOTAL - Other Outflows</b>                      | <b>-</b>       | <b>-</b>       | <b>-</b>       | <b>3,490</b>   | <b>918</b>     | <b>42,377</b>    | <b>11,368</b>  | <b>58,154</b>    | <b>78,280</b>     | <b>78,280</b>      | <b>78,280</b>     | <b>-</b>         | <b>20,126</b>                   | <b>74%</b>          |
| <b>TOTAL EXPENSES</b>                                 | <b>478,928</b> | <b>355,576</b> | <b>717,218</b> | <b>744,223</b> | <b>652,739</b> | <b>1,038,805</b> | <b>758,771</b> | <b>4,746,260</b> | <b>10,020,323</b> | <b>9,971,593</b>   | <b>10,279,094</b> | <b>(307,501)</b> | <b>5,532,834</b>                | <b>46%</b>          |

**Language Academy**  
**Income Statement**  
**As of Feb FY2024**

|   | Actual           |                  |                  |                  |                  |                  |                  | YTD              |
|---|------------------|------------------|------------------|------------------|------------------|------------------|------------------|------------------|
|   | Jul              | Aug              | Sep              | Oct              | Dec              | Jan              | Feb              | Actual YTD       |
| <b>SUMMARY</b>                            |                  |                  |                  |                  |                  |                  |                  |                  |
| <b>Revenue</b>                            |                  |                  |                  |                  |                  |                  |                  |                  |
| LCFF Entitlement                          | -                | -                | -                | 1,055,036        | 392,745          | 836,844          | (213)            | 3,804,022        |
| Federal Revenue                           | -                | -                | -                | -                | -                | -                | -                | 132,628          |
| Other State Revenues                      | 25,089           | 25,089           | 51,951           | 192,716          | 93,360           | 248,086          | 45,461           | 872,138          |
| Local Revenues                            | 1,749            | 4,331            | 5,831            | 11,701           | 2,218            | 24,466           | 2,668            | 64,743           |
| Fundraising and Grants                    | -                | -                | 594              | 5,751            | 17,158           | 3,305            | 6,742            | 45,168           |
| <b>Total Revenue</b>                      | <b>26,838</b>    | <b>29,420</b>    | <b>58,377</b>    | <b>1,265,204</b> | <b>505,480</b>   | <b>1,112,700</b> | <b>54,658</b>    | <b>4,918,699</b> |
| <b>Expenses</b>                           |                  |                  |                  |                  |                  |                  |                  |                  |
| Compensation and Benefits                 | 236,132          | 211,685          | 563,461          | 575,859          | 591,013          | 602,475          | 573,034          | 3,862,250        |
| Books and Supplies                        | 138,231          | 54,456           | 39,146           | 48,908           | 15,545           | 4,003            | 25,589           | 339,396          |
| Services and Other Operating Expenditures | 104,566          | 89,435           | 114,612          | 115,967          | 135,784          | 98,577           | 208,249          | 996,898          |
| Depreciation                              | -                | -                | -                | -                | 254,086          | 42,348           | 42,348           | 338,782          |
| Other Outflows                            | -                | -                | -                | 461              | 42,377           | 4,694            | 918              | 49,277           |
| <b>Total Expenses</b>                     | <b>478,928</b>   | <b>355,576</b>   | <b>717,218</b>   | <b>741,194</b>   | <b>1,038,805</b> | <b>752,097</b>   | <b>850,137</b>   | <b>5,586,603</b> |
| <b>Operating Income</b>                   | <b>(452,090)</b> | <b>(326,156)</b> | <b>(658,842)</b> | <b>524,010</b>   | <b>(533,325)</b> | <b>360,604</b>   | <b>(795,479)</b> | <b>(667,904)</b> |
| <b>Fund Balance</b>                       |                  |                  |                  |                  |                  |                  |                  |                  |
| Beginning Balance (Audited)               |                  |                  |                  |                  |                  |                  |                  |                  |
| Operating Income                          |                  |                  |                  |                  |                  |                  |                  |                  |
| <b>Ending Fund Balance</b>                |                  |                  |                  |                  |                  |                  |                  |                  |
| Fund Balance as a % of Expenses           |                  |                  |                  |                  |                  |                  |                  |                  |



**Language Academy**  
**Income Statement**  
**As of Feb FY2024**

| Actual |     |     |     |     |     |     | YTD        |
|--------|-----|-----|-----|-----|-----|-----|------------|
| Jul    | Aug | Sep | Oct | Dec | Jan | Feb | Actual YTD |

**Language Academy**  
**Income Statement**  
**As of Feb FY2024**

| Actual                     |   |               |               |               |                  |                | YTD            |               |                  |
|----------------------------|---|---------------|---------------|---------------|------------------|----------------|----------------|---------------|------------------|
| Jul                        | Aug   | Sep           | Oct           | Dec           | Jan              | Feb            | Actual YTD     |               |                  |
| <b>REVENUE</b>             |   |               |               |               |                  |                |                |               |                  |
| <b>LCFF Entitlement</b>    |   |               |               |               |                  |                |                |               |                  |
| 8011                       | Charter Schools General Purpose Entitlement - State Aid | -             | -             | -             | 610,937          | 392,745        | 392,745        | -             | 2,007,364        |
| 8012                       | Education Protection Account Entitlement                | -             | -             | -             | 444,099          | -              | 444,099        | -             | 888,198          |
| 8019                       | State Aid - Prior Years                                 | -             | -             | -             | -                | -              | -              | (213)         | (213)            |
| 8096                       | Charter Schools in Lieu of Property Taxes               | -             | -             | -             | -                | -              | -              | -             | 908,673          |
|                            | <b>SUBTOTAL - LCFF Entitlement</b>                      | -             | -             | -             | <b>1,055,036</b> | <b>392,745</b> | <b>836,844</b> | <b>(213)</b>  | <b>3,804,022</b> |
| <b>Federal Revenue</b>     |   |               |               |               |                  |                |                |               |                  |
| 8181                       | Special Education - Entitlement                         | -             | -             | -             | -                | -              | -              | -             | -                |
| 8291                       | Title I   | -             | -             | -             | -                | -              | -              | -             | -                |
| 8292                       | Title II  | -             | -             | -             | -                | -              | -              | -             | -                |
| 8294                       | Title IV  | -             | -             | -             | -                | -              | -              | -             | -                |
| 8299                       | All Other Federal Revenue                               | -             | -             | -             | -                | -              | -              | -             | 132,628          |
|                            | <b>SUBTOTAL - Federal Revenue</b>                       | -             | -             | -             | -                | -              | -              | -             | <b>132,628</b>   |
| <b>Other State Revenue</b> |   |               |               |               |                  |                |                |               |                  |
| 8319                       | Other State Apportionments - Prior Years                | -             | -             | 6,791         | 2,330            | -              | -              | -             | 9,121            |
| 8381                       | Special Education - Entitlement (State)                 | 25,089        | 25,089        | 45,160        | 45,160           | -              | 90,320         | 45,461        | 321,439          |
| 8382                       | Special Education Reimbursement (State)                 | -             | -             | -             | 6,532            | 4,199          | 4,199          | -             | 21,461           |
| 8550                       | Mandated Cost Reimbursements                            | -             | -             | -             | -                | -              | 11,390         | -             | 11,390           |
| 8560                       | State Lottery Revenue                                   | -             | -             | -             | -                | -              | 53,016         | -             | 53,016           |
| 8590                       | All Other State Revenue                                 | -             | -             | -             | -                | -              | -              | -             | -                |
| 8591                       | Prop 28 Arts & Music in Schools                         | -             | -             | -             | -                | -              | -              | -             | -                |
| 8593                       | Expanded Learning Opportunities Program                 | -             | -             | -             | 138,694          | 89,161         | 89,161         | -             | 455,711          |
| 8596                       | Other State Revenue 6                                   | -             | -             | -             | -                | -              | -              | -             | -                |
|                            | <b>SUBTOTAL - Other State Revenue</b>                   | <b>25,089</b> | <b>25,089</b> | <b>51,951</b> | <b>192,716</b>   | <b>93,360</b>  | <b>248,086</b> | <b>45,461</b> | <b>872,138</b>   |
| <b>Local Revenue</b>       |   |               |               |               |                  |                |                |               |                  |
| 8636                       | Uniforms  | 145           | 2,782         | 2,012         | 900              | 29             | 108            | -             | 6,390            |
| 8638                       | Merchandise Sales                                       | -             | -             | 340           | 515              | 95             | -              | -             | 950              |
| 8660                       | Interest  | 1,604         | 1,549         | 1,759         | 1,836            | 2,018          | 1,987          | 1,887         | 14,539           |
| 8670                       | Fees and Contracts                                      | -             | -             | -             | -                | -              | -              | -             | -                |
| 8693                       | Field Trips   | -             | -             | -             | 10               | -              | -              | -             | 1,430            |
| 8699                       | All Other Local Revenue                                 | -             | -             | 1,720         | 8,440            | -              | 12,223         | -             | 30,429           |
| 8999                       | Uncategorized Revenue                                   | -             | -             | -             | -                | 76             | 10,148         | 781           | 11,005           |
|                            | <b>SUBTOTAL - Local Revenue</b>                         | <b>1,749</b>  | <b>4,331</b>  | <b>5,831</b>  | <b>11,701</b>    | <b>2,218</b>   | <b>24,466</b>  | <b>2,668</b>  | <b>64,743</b>    |

**Language Academy**  
**Income Statement**  
**As of Feb FY2024**

**Fundraising and Grants**

8801 Donations - Parents  
 8802 Donations - Private  
 8803 Fundraising  
**SUBTOTAL - Fundraising and Grants**

**TOTAL REVENUE**

| Actual        |               |               |                  |                |                  |               | YTD              |
|---------------|---------------|---------------|------------------|----------------|------------------|---------------|------------------|
| Jul           | Aug           | Sep           | Oct              | Dec            | Jan              | Feb           | Actual YTD       |
| -             | -             | -             | 1,329            | -              | -                | 40            | 2,324            |
| -             | -             | 518           | 185              | 174            | 2,199            | -             | 4,159            |
| -             | -             | 76            | 4,237            | 16,983         | 1,106            | 6,702         | 38,685           |
| -             | -             | <b>594</b>    | <b>5,751</b>     | <b>17,158</b>  | <b>3,305</b>     | <b>6,742</b>  | <b>45,168</b>    |
| <b>26,838</b> | <b>29,420</b> | <b>58,377</b> | <b>1,265,204</b> | <b>505,480</b> | <b>1,112,700</b> | <b>54,658</b> | <b>4,918,699</b> |

**Language Academy**  
**Income Statement**  
**As of Feb FY2024**

| Actual  |                |               |                |                |                |                |                | YTD              |
|---|----------------|---------------|----------------|----------------|----------------|----------------|----------------|------------------|
| Jul   | Aug            | Sep           | Oct            | Dec            | Jan            | Feb            | Actual YTD     |                  |
| <b>EXPENSES</b>                                       |                |               |                |                |                |                |                |                  |
| <b>Compensation &amp; Benefits</b>                    |                |               |                |                |                |                |                |                  |
| <b>Certificated Salaries</b>                          |                |               |                |                |                |                |                |                  |
| 1100 Teachers Salaries                                | 0              | 6,446         | 240,432        | 218,365        | 222,234        | 226,335        | 225,160        | 1,362,683        |
| 1101 Teacher - Stipends                               | -              | 6,090         | 2,889          | 703            | 13,400         | 3,038          | 7,725          | 39,097           |
| 1102 Title I/SES Tutoring                             | -              | -             | -              | -              | -              | -              | -              | -                |
| 1103 Teacher - Substitute Pay                         | -              | 3,920         | 9,740          | 12,850         | 14,485         | 4,138          | 10,273         | 67,215           |
| 1300 Certificated Supervisor & Administrator Salaries | 12,671         | 12,671        | 12,696         | 12,696         | 12,696         | 12,696         | 12,696         | 101,517          |
| 1311 SPED Certificated                                | 10,000         | 15,036        | 39,291         | 45,044         | 38,836         | 37,808         | 40,657         | 271,535          |
| 1920 Other Cert - Summer                              | -              | -             | -              | -              | -              | -              | -              | -                |
| 1940 Other Certificated Supervisor & Admin Salaries   | -              | -             | 12,553         | 12,553         | 12,553         | 12,553         | 12,553         | 75,320           |
| <b>SUBTOTAL - Certificated Salaries</b>               | <b>22,671</b>  | <b>44,163</b> | <b>317,602</b> | <b>302,211</b> | <b>314,204</b> | <b>296,566</b> | <b>309,065</b> | <b>1,917,365</b> |
| <b>Classified Salaries</b>                            |                |               |                |                |                |                |                |                  |
| 2100 Classified Instructional Aide Salaries           | -              | 5,351         | 10,787         | 11,750         | 10,064         | 8,290          | 10,379         | 68,326           |
| 2103 SPED Classified                                  | -              | 9,154         | 11,850         | 12,656         | 9,709          | 8,871          | 12,030         | 76,699           |
| 2200 Classified Support (Intervention Tutoring)       | -              | 4,775         | 16,611         | 40,362         | 42,325         | 28,547         | 38,662         | 212,826          |
| 2300 Classified Supervisor & Administrator Salaries   | 9,120          | 10,488        | 9,120          | 10,032         | 8,208          | 8,664          | 9,120          | 73,872           |
| 2400 Classified Clerical & Office Salaries            | 15,447         | 15,438        | 14,865         | 15,335         | 18,441         | 11,930         | 13,137         | 119,290          |
| 2900 Classified Other Salaries                        | 4,531          | 4,531         | 4,531          | 4,531          | 8,085          | 4,608          | 4,531          | 39,964           |
| 2905 Other Classified - After School                  | -              | 10,642        | 12,436         | 15,335         | 24,672         | 14,143         | 18,614         | 111,401          |
| 2908 Enrichment - ELO-P                               | -              | -             | -              | -              | -              | -              | -              | -                |
| 2925 Other Classified - Childcare                     | -              | -             | -              | -              | -              | -              | -              | -                |
| 2930 Other Classified - Maintenance/Grounds           | 14,585         | 14,157        | 13,057         | 15,640         | 18,775         | 13,057         | 16,357         | 122,255          |
| <b>SUBTOTAL - Classified Salaries</b>                 | <b>43,683</b>  | <b>74,536</b> | <b>93,257</b>  | <b>125,642</b> | <b>140,280</b> | <b>98,112</b>  | <b>122,830</b> | <b>824,633</b>   |
| <b>Employee Benefits</b>                              |                |               |                |                |                |                |                |                  |
| 3100 STRS   | 4,294          | 6,950         | 59,414         | 56,532         | 51,072         | 48,841         | 50,370         | 327,441          |
| 3300 OASDI-Medicare-Alternative                       | 3,668          | 7,842         | 13,828         | 14,965         | 15,929         | 12,102         | 14,579         | 97,723           |
| 3400 Health & Welfare Benefits                        | 138,107        | 69,852        | 70,647         | 67,572         | 60,270         | 138,585        | 67,755         | 610,565          |
| 3500 Unemployment Insurance                           | 42             | 69            | 271            | 275            | 296            | 258            | 279            | 1,777            |
| 3600 Workers Comp Insurance                           | 21,568         | 5,392         | 5,392          | 5,392          | 5,392          | 5,391          | 5,391          | 59,310           |
| 3700 Retiree Benefits                                 | 2,100          | 2,881         | 3,051          | (8,032)        | 3,570          | (6,750)        | 2,765          | 2,765            |
| 3900 Other Employee Benefits                          | -              | -             | -              | 11,302         | -              | 9,371          | -              | 20,672           |
| <b>SUBTOTAL - Employee Benefits</b>                   | <b>169,778</b> | <b>92,986</b> | <b>152,602</b> | <b>148,006</b> | <b>136,529</b> | <b>207,797</b> | <b>141,139</b> | <b>1,120,252</b> |

**Language Academy**  
**Income Statement**  
**As of Feb FY2024**

| Actual   |   |                |               |               |               |               |              | YTD           |                |
|--|---|----------------|---------------|---------------|---------------|---------------|--------------|---------------|----------------|
| Jul  | Aug   | Sep            | Oct           | Dec           | Jan           | Feb           | Actual YTD   |               |                |
| <b>Books &amp; Supplies</b>                    |   |                |               |               |               |               |              |               |                |
| 4100   | Approved Textbooks & Core Curricula Materials         | 108,311        | -             | -             | 15,831        | -             | -            | 124,141       |                |
| 4101   | SPED Textbooks  | -              | -             | 2,035         | 2,907         | 116           | 1,323        | 6,381         |                |
| 4200   | Books & Other Reference Materials                     | 3,291          | 11,975        | 3,077         | 778           | 1,338         | 3,545        | 25,973        |                |
| 4201   | Library Resources                                     | -              | -             | 1,530         | 1,111         | -             | 1,910        | 4,676         |                |
| 4315   | Custodial Supplies                                    | 427            | 9,894         | 170           | 4,314         | 838           | 6,896        | 26,837        |                |
| 4320   | Educational Software                                  | 15,379         | 6,347         | 2,648         | 16,359        | 249           | 329          | 42,577        |                |
| 4325   | Instructional Materials & Supplies                    | 346            | 10,867        | 13,380        | 3,641         | 1,855         | 4,587        | 39,611        |                |
| 4330   | Office Supplies                                       | 3,471          | 3,285         | 4,915         | 1,026         | (2,141)       | 651          | 14,070        |                |
| 4335   | PE Supplies   | -              | 3,607         | 481           | 820           | -             | 2,798        | 7,707         |                |
| 4340   | Professional Development Supplies                     | -              | -             | -             | -             | 139           | 49           | 188           |                |
| 4352   | Garden  | -              | -             | -             | -             | -             | -            | -             |                |
| 4354   | ASES Materials  | -              | 1,005         | 323           | 232           | 52            | 250          | 1,862         |                |
| 4355   | Summer School Materials                               | -              | -             | -             | -             | -             | -            | -             |                |
| 4356   | SPED Consumables                                      | -              | 27            | 484           | 74            | 116           | 222          | 1,880         |                |
| 4410   | Classroom Furniture, Equipment & Supplies             | 5,741          | 4,475         | 2,318         | 77            | 12,684        | 128          | 25,705        |                |
| 4420   | Computers: individual items less than \$5k            | 1,264          | -             | 6,006         | 745           | -             | -            | 8,015         |                |
| 4423   | Classroom Noncapitalized items 1                      | -              | -             | -             | -             | -             | -            | 434           |                |
| 4430   | Non Classroom Related Furniture, Equipment & Supplies | -              | 2,974         | 1,778         | 993           | 438           | 3,157        | 9,340         |                |
| <b>SUBTOTAL - Books and Supplies</b>           |   | <b>138,231</b> | <b>54,456</b> | <b>39,146</b> | <b>48,908</b> | <b>15,545</b> | <b>4,003</b> | <b>25,589</b> | <b>339,396</b> |
| <b>Services &amp; Other Operating Expenses</b> |   |                |               |               |               |               |              |               |                |
| 5210   | Conference Fees                                       | -              | -             | -             | -             | 3,284         | -            | 4,514         |                |
| 5215   | Travel - Mileage, Parking, Tolls                      | -              | 1,748         | 115           | 509           | 51            | 267          | 3,069         |                |
| 5220   | Travel and Lodging                                    | -              | 5,283         | 1,692         | 2,062         | 65            | 3,212        | 18,786        |                |
| 5305   | Dues & Membership - Professional                      | 9,240          | -             | -             | 1,842         | -             | 144          | 11,226        |                |
| 5450   | Insurance - Other                                     | 41,753         | 10,438        | 10,438        | 10,438        | 10,438        | 10,439       | 114,821       |                |
| 5515   | Janitorial, Gardening Services & Supplies             | -              | 4,722         | 2,708         | 1,824         | 1,357         | -            | 13,347        |                |
| 5535   | Utilities - All Utilities                             | -              | -             | -             | 12,652        | 34,464        | -            | 63,024        |                |
| 5605   | Equipment Leases                                      | 2,534          | 5,747         | -             | 2,534         | -             | 5,067        | 23,483        |                |
| 5610   | Rent  | -              | 31,351        | 15,675        | -             | -             | 15,675       | 78,377        |                |
| 5615   | Repairs and Maintenance - Building                    | 105            | -             | 58,451        | 1,427         | 20,371        | -            | 96,443        |                |
| 5616   | Repairs and Maintenance - Computers                   | -              | -             | -             | -             | -             | -            | -             |                |
| 5617   | Repairs and Maintenance - Other Equipment             | -              | 462           | 462           | 750           | -             | -            | 1,674         |                |
| 5803   | Accounting Fees                                       | -              | -             | -             | -             | 36,750        | -            | 38,250        |                |
| 5804   | Parent Trainings                                      | -              | -             | -             | -             | -             | -            | -             |                |
| 5805   | Administrative Fees                                   | 1              | 745           | -             | 12            | -             | 1,095        | 6,598         |                |
| 5806   | Assemblies  | -              | -             | -             | -             | -             | -            | -             |                |
| 5809   | Banking Fees  | -              | -             | -             | -             | -             | -            | -             |                |

**Language Academy**  
**Income Statement**  
**As of Feb FY2024**

|   |  | Actual         |                |                |                |                  |                |                | YTD              |
|---|--|----------------|----------------|----------------|----------------|------------------|----------------|----------------|------------------|
|   |  | Jul            | Aug            | Sep            | Oct            | Dec              | Jan            | Feb            | Actual YTD       |
| 5812  | Business Services                          | 7,792          | 7,792          | -              | 15,583         | 7,792            | 7,792          | 7,792          | 62,333           |
| 5813  | Board Development                          | -              | -              | -              | -              | -                | -              | -              | -                |
| 5818  | SPED Legal Fees                            | -              | -              | -              | -              | -                | -              | -              | -                |
| 5820  | Consultants - Non Instructional - Custom 1 | -              | -              | -              | -              | -                | -              | 504            | 504              |
| 5824  | District Oversight Fees                    | -              | -              | -              | -              | -                | -              | -              | -                |
| 5827  | ELO-P Expenses                             | -              | -              | -              | 11,251         | 8,436            | 22,125         | 32,861         | 83,924           |
| 5830  | Field Trips Expenses                       | -              | -              | 1,740          | 6,830          | 1,419            | 10,646         | 27,299         | 51,023           |
| 5836  | Fingerprinting                             | -              | 92             | 573            | 506            | 304              | 15             | 336            | 2,529            |
| 5839  | Fundraising Expenses                       | 6,130          | 1,250          | 533            | 146            | 5,245            | 204            | 6,882          | 35,509           |
| 5845  | Legal Fees                                 | -              | -              | -              | 308            | -                | -              | 2,020          | 2,328            |
| 5851  | Marketing and Student Recruiting           | -              | -              | -              | -              | -                | -              | -              | -                |
| 5852  | Prop 28 Expenses                           | -              | -              | -              | -              | -                | -              | -              | -                |
| 5857  | Payroll Fees                               | 815            | 1,944          | 1,983          | 1,656          | 3,098            | 3,487          | 1,808          | 17,682           |
| 5860  | Printing and Reproduction                  | -              | 1,600          | 2,818          | 5,421          | 2,386            | 1,269          | 2,672          | 16,987           |
| 5861  | Prior Yr Exp (not accrued)                 | -              | -              | 7,400          | -              | -                | -              | -              | 7,400            |
| 5863  | Professional Development                   | 4,610          | 4,804          | 250            | 8,521          | 1,065            | 500            | 880            | 27,869           |
| 5869  | Special Education Contract Instructors     | 1,264          | 3,439          | 1,004          | 30,722         | 2,115            | 25,467         | 16,708         | 100,485          |
| 5872  | Special Education SELPA Fee                | 360            | 360            | 649            | -              | -                | 1,298          | 677            | 4,642            |
| 5874  | Sports                                     | -              | -              | -              | -              | -                | -              | -              | -                |
| 5875  | Staff Recruiting                           | -              | -              | -              | -              | -                | 1,200          | -              | 1,200            |
| 5878  | Student Assessment                         | 15,400         | -              | -              | -              | -                | -              | -              | 15,400           |
| 5881  | Student Information System                 | 11,488         | -              | -              | -              | -                | -              | 4,000          | 15,488           |
| 5887  | Technology Services                        | -              | 6,630          | 7,124          | -              | -                | -              | 7,139          | 23,442           |
| 5910  | Communications - Internet / Website Fees   | 2,002          | 20             | -              | 10             | 352              | 216            | 10             | 2,620            |
| 5915  | Postage and Delivery                       | -              | 56             | 44             | 10             | 41               | 10             | 272            | 705              |
| 5920  | Communications - Telephone & Fax           | 1,074          | 953            | 953            | 953            | 36               | 95             | -              | 4,097            |
| <b>SUBTOTAL - Services &amp; Other Operating Exp.</b> |  | <b>104,566</b> | <b>89,435</b>  | <b>114,612</b> | <b>115,967</b> | <b>135,784</b>   | <b>98,577</b>  | <b>208,249</b> | <b>996,898</b>   |
| <b>Capital Outlay &amp; Depreciation</b>              |  |                |                |                |                |                  |                |                |                  |
| 6900  | Depreciation                               | -              | -              | -              | -              | 254,086          | 42,348         | 42,348         | 338,782          |
| <b>SUBTOTAL - Capital Outlay &amp; Depreciation</b>   |  | <b>-</b>       | <b>-</b>       | <b>-</b>       | <b>-</b>       | <b>254,086</b>   | <b>42,348</b>  | <b>42,348</b>  | <b>338,782</b>   |
| <b>Other Outflows</b>                                 |  |                |                |                |                |                  |                |                |                  |
| 7438  | Long term debt - Interest                  | -              | -              | -              | -              | 35,000           | -              | -              | 35,000           |
| 7999  | Uncategorized Expense                      | -              | -              | -              | 370            | 7,377            | 4,694          | 918            | 14,277           |
| <b>SUBTOTAL - Other Outflows</b>                      |  | <b>-</b>       | <b>-</b>       | <b>-</b>       | <b>461</b>     | <b>42,377</b>    | <b>4,694</b>   | <b>918</b>     | <b>49,277</b>    |
| <b>TOTAL EXPENSES</b>                                 |  | <b>478,928</b> | <b>355,576</b> | <b>717,218</b> | <b>741,194</b> | <b>1,038,805</b> | <b>752,097</b> | <b>850,137</b> | <b>5,586,603</b> |


**Language Academy**  
**Monthly Cash Forecast**  
**As of Feb FY2024**

|  | 2023-24            |                  |                   |                   |                   |                   |                   |                   |                   |                  |                  |                  | Forecast          | Remaining Balance |
|--|--------------------|------------------|-------------------|-------------------|-------------------|-------------------|-------------------|-------------------|-------------------|------------------|------------------|------------------|-------------------|-------------------|
|  | Actuals & Forecast |                  |                   |                   |                   |                   |                   |                   |                   |                  |                  |                  |                   |                   |
|  | Jul Actuals        | Aug Actuals      | Sep Actuals       | Oct Actuals       | Nov Actuals       | Dec Actuals       | Jan Actuals       | Feb Actuals       | Mar Forecast      | Apr Forecast     | May Forecast     | Jun Forecast     |                   |                   |
| <b>Beginning Cash</b>                  | <b>9,414,708</b>   | <b>8,769,074</b> | <b>8,260,814</b>  | <b>10,030,309</b> | <b>10,569,028</b> | <b>11,995,407</b> | <b>11,676,879</b> | <b>12,129,056</b> | <b>11,308,547</b> | <b>7,471,041</b> | <b>7,826,729</b> | <b>7,554,431</b> |                   |                   |
| <b>REVENUE</b>                         |                    |                  |                   |                   |                   |                   |                   |                   |                   |                  |                  |                  |                   |                   |
| LCFF Entitlement                       | -                  | -                | -                 | 1,055,036         | 1,519,610         | 392,745           | 836,844           | (213)             | 667,378           | 1,149,143        | 551,325          | 551,325          | 7,799,688         | 1,076,496         |
| Federal Revenue                        | -                  | -                | -                 | -                 | 132,628           | -                 | -                 | -                 | 105,808           | -                | 52,904           | 530,784          | 974,055           | 151,932           |
| Other State Revenue                    | 25,089             | 25,089           | 51,951            | 192,716           | 190,386           | 93,360            | 248,086           | 45,461            | 481,552           | 199,356          | 184,284          | 252,236          | 2,134,409         | 144,843           |
| Other Local Revenue                    | 1,749              | 4,331            | 5,831             | 11,701            | 11,780            | 2,218             | 24,466            | 2,668             | (9,514)           | 1,490            | 1,490            | 1,490            | 59,700            | -                 |
| Fundraising & Grants                   | -                  | -                | 594               | 5,751             | 11,618            | 17,158            | 3,305             | 6,742             | (796)             | (796)            | (796)            | (796)            | 41,984            | -                 |
| <b>TOTAL REVENUE</b>                   | <b>26,838</b>      | <b>29,420</b>    | <b>58,377</b>     | <b>1,265,204</b>  | <b>1,866,022</b>  | <b>505,480</b>    | <b>1,112,700</b>  | <b>54,658</b>     | <b>1,244,427</b>  | <b>1,349,193</b> | <b>789,207</b>   | <b>1,335,039</b> | <b>11,009,836</b> | <b>1,373,271</b>  |
| <b>EXPENSES</b>                        |                    |                  |                   |                   |                   |                   |                   |                   |                   |                  |                  |                  |                   |                   |
| Certificated Salaries                  | 22,671             | 44,163           | 317,602           | 302,211           | 310,884           | 314,204           | 296,566           | 309,065           | 331,191           | 331,191          | 331,191          | 331,191          | 3,242,130         | -                 |
| Classified Salaries                    | 43,683             | 74,536           | 93,257            | 125,642           | 126,293           | 140,280           | 98,112            | 122,830           | 174,433           | 174,433          | 174,433          | 174,433          | 1,522,365         | -                 |
| Employee Benefits                      | 169,778            | 92,986           | 152,602           | 148,006           | 71,415            | 136,529           | 207,797           | 141,139           | 131,354           | 127,812          | 127,812          | 127,812          | 1,635,041         | -                 |
| Books & Supplies                       | 138,231            | 54,456           | 39,146            | 48,908            | 13,520            | 15,545            | 4,003             | 25,589            | 67,982            | 67,982           | 67,982           | 67,982           | 611,325           | -                 |
| Services & Other Operating Expenses    | 104,566            | 89,435           | 114,612           | 115,967           | 129,708           | 135,784           | 98,577            | 208,249           | 322,087           | 322,087          | 322,087          | 411,784          | 2,374,943         | -                 |
| Capital Outlay & Depreciation          | -                  | -                | -                 | -                 | -                 | 254,086           | 42,348            | 42,348            | 42,347            | 42,348           | 42,348           | 42,348           | 508,172           | -                 |
| Other Outflows                         | -                  | -                | -                 | 461               | 826               | 42,377            | 4,694             | 918               | (14,277)          | -                | -                | -                | 43,280            | 78,280            |
| <b>TOTAL EXPENSES</b>                  | <b>478,928</b>     | <b>355,576</b>   | <b>717,218</b>    | <b>741,194</b>    | <b>652,647</b>    | <b>1,038,805</b>  | <b>752,097</b>    | <b>850,137</b>    | <b>1,055,118</b>  | <b>1,065,853</b> | <b>1,065,853</b> | <b>1,198,829</b> | <b>9,972,256</b>  | <b>-</b>          |
| <b>Operating Cash Inflow (Outflow)</b> | <b>(452,090)</b>   | <b>(326,156)</b> | <b>(658,842)</b>  | <b>524,010</b>    | <b>1,213,375</b>  | <b>(533,325)</b>  | <b>360,604</b>    | <b>(795,479)</b>  | <b>189,309</b>    | <b>283,340</b>   | <b>(276,646)</b> | <b>136,209</b>   | <b>1,037,580</b>  | <b>1,373,271</b>  |
| Accounts Receivable                    | -                  | -                | 1,720,351         | 45,280            | 221,959           | -                 | 25,152            | (46,953)          | 68,243            | -                | -                | 100,280          | -                 | -                 |
| Other Current Assets                   | 104,061            | -                | -                 | -                 | -                 | -                 | -                 | -                 | -                 | -                | -                | -                | -                 | -                 |
| Fixed Assets                           | -                  | -                | -                 | (45,300)          | (57,000)          | 254,086           | 42,348            | (51,917)          | (3,906,388)       | 42,348           | 42,348           | (2,957,652)      | -                 | -                 |
| Accounts Payable                       | (52,881)           | 3,873            | (9,498)           | (14,689)          | (4,305)           | 350               | 7,123             | 45,349            | (21,221)          | -                | -                | -                | -                 | -                 |
| Other Current Liabilities              | (102,294)          | (40,155)         | (5,660)           | (708)             | (1,562)           | (2,910)           | (14,664)          | (2,665)           | (197,450)         | -                | -                | -                | -                 | -                 |
| Summer Holdback                        | (142,429)          | (145,823)        | 31,884            | 30,126            | 30,699            | 30,736            | 31,615            | 31,157            | 30,000            | 30,000           | 30,000           | 30,000           | -                 | -                 |
| Deferred Revenue                       | -                  | -                | 691,260           | -                 | 23,214            | -                 | -                 | -                 | -                 | -                | -                | -                | (696,620)         | -                 |
| Loans Payable (Long Term)              | -                  | -                | -                 | -                 | -                 | (67,465)          | -                 | -                 | -                 | -                | (68,000)         | -                | -                 | -                 |
| <b>Ending Cash</b>                     | <b>8,769,074</b>   | <b>8,260,814</b> | <b>10,030,309</b> | <b>10,569,028</b> | <b>11,995,407</b> | <b>11,676,879</b> | <b>12,129,056</b> | <b>11,308,547</b> | <b>7,471,041</b>  | <b>7,826,729</b> | <b>7,554,431</b> | <b>4,166,648</b> |                   |                   |

**Language Academy**  
**Balance Sheet**  
**As of Feb FY2024**

|                                       | <b>Jun FY23</b>   | <b>Feb FY24</b>   |
|---------------------------------------|-------------------|-------------------|
| <b>ASSETS</b>                         |                   |                   |
| Cash Balance                          | 9,414,708         | 11,308,547        |
| Accounts Receivable                   | 2,468,312         | 502,523           |
| Other Current Assets                  | 104,061           | -                 |
| Fixed Assets                          | 6,582,905         | 6,440,688         |
| ROU Assets                            | 148,355           | 148,355           |
| <b>TOTAL ASSETS</b>                   | <b>18,718,341</b> | <b>18,400,113</b> |
| <b>LIABILITIES &amp; EQUITY</b>       |                   |                   |
| Accounts Payable                      | 45,899            | 21,221            |
| Other Current Liabilities             | 364,456           | 193,837           |
| Summer Holdback                       | 288,399           | 186,363           |
| Deferred Revenue                      | 1,483,009         | 2,197,483         |
| Loans Payable (Long Term)             | 3,500,018         | 3,432,553         |
| ROU Long-Term Liabilities             | 149,662           | 149,662           |
| Beginning Net Assets                  | 11,613,375        | 12,886,899        |
| Net Income (Loss) to Date             | 1,273,524         | (667,904)         |
| <b>TOTAL LIABILITIES &amp; EQUITY</b> | <b>18,718,341</b> | <b>18,400,113</b> |





A California Public School

Agenda Item #IVD

**Board Meeting Date:** April 25, 2024

**Subject:** February and March 2024 Check Registers

- Information Item Only
- Approval on Consent Agenda
- Conference (for discussion only)
- Conference/First Reading (Action Anticipated: \_\_\_\_\_)
- Conference/Action
- Action

**Committee:** School Leadership

**Recommendation:**

School Leadership requests that the Governing Board review and approve the February and March 2024 check registers.

**Documents Attached:**


1. February 2024 Check Register
2. March 2024 Check Register

| <b>February 2024</b>      |     |     |         |        |
|---------------------------|-----|-----|---------|--------|
| <b>Members</b>            | Aye | Nay | Abstain | Absent |
| Garduño-Medina, Elena     |     |     |         |        |
| Rodríguez, José Luis      |     |     |         |        |
| Dickson, Alex             |     |     |         |        |
| Yáñez-Gutiérrez, Adriana  |     |     |         |        |
| Hayes, Alex               |     |     |         |        |
| Lomelí, Rosa              |     |     |         |        |
| Ramírez,-Huamaní, Yesenia |     |     |         |        |
| Victorica, Luisana        |     |     |         |        |
| Sylvains, Nina            |     |     |         |        |
| Totals:                   |     |     |         |        |

| <b>March 2024</b>         |     |     |         |        |
|---------------------------|-----|-----|---------|--------|
| <b>Members</b>            | Aye | Nay | Abstain | Absent |
| Garduño-Medina, Elena     |     |     |         |        |
| Rodríguez, José Luis      |     |     |         |        |
| Dickson, Alex             |     |     |         |        |
| Yáñez-Gutiérrez, Adriana  |     |     |         |        |
| Hayes, Alex               |     |     |         |        |
| Lomelí, Rosa              |     |     |         |        |
| Ramírez,-Huamaní, Yesenia |     |     |         |        |
| Victorica, Luisana        |     |     |         |        |
| Sylvains, Nina            |     |     |         |        |
| Totals:                   |     |     |         |        |

**Estimated Time of Presentation:** 10 min  
**Submitted By:** School Leadership  
**Date:** 04.22.2024

**Pertinent Pages in**  
 ( ) Charter, pages \_\_\_\_\_  
 ( ) MOU, pages \_\_\_\_\_



**Fecha de la Reunión:** 25 de abril del 2024

**Tema:** Registros de la cuenta bancaria para febrero y marzo de 2024

- Artículo de información
- Aprobación en la Agenda de Consentimiento
- Conferencia (solo para discutir)
- Conferencia/Primera lectura (Acción Anticipado: \_\_\_\_\_)
- Conferencia/Acción
- Acción

**Comité:** Liderazgo Escolar

**Recomendación:** El Liderazgo Escolar solicita que la Mesa Directiva revise y apruebe los registros de la cuenta bancaria de febrero y marzo 2024.

**Documento adjunto:**

1. Registro de la cuenta bancaria del mes de febrero 2024
2. Registro de la cuenta bancaria del mes de marzo 2024

**Language Academy of Sacramento  
Check Register  
February, 2024**

| Check Date | Check Number | Vendor                                  | Inv Description (Bill)  | Amount      |
|------------|--------------|---|---|-------------|
| 2/2/2024   | 10845        | Kei'yana Dillard                        | Basketball Coaching Services Intramural League  | \$2,500.00  |
| 2/2/2024   | 10846        | Robert Rodriguez                        | Basketball Coaching Services Intramural League  | \$1,000.00  |
| 2/8/2024   | 10847        | Eduardo De Leon                         | Reimb: Employee Appreciation  | \$25.33     |
| 2/8/2024   | 10848        | Department of Justice                   | Employee/Volunteer Live Scans   | \$113.00    |
| 2/8/2024   | 10849        | Ana Luna Franco                         | Reimb: Instructional Materials  | \$113.66    |
| 2/8/2024   | 10850        | Tiffany Gellie                          | Reimb: Instructional materials  | \$8.24      |
| 2/8/2024   | 10851        | Gopher                                  | Physical Education Instructional Materials  | \$390.76    |
| 2/8/2024   | 10852        | Adriana Gutierrez                       | Reimb: 1st Grade Fundraising Supplies (See's)   | \$3,459.16  |
| 2/8/2024   | 10853        | Katie Ruiz Queiroz                      | Reimb: Live Scan Processing Fee   | \$15.53     |
| 2/8/2024   | 10854        | Kristen D'Anjou                         | Reimb: Live Scan Processing Fee   | \$51.75     |
| 2/8/2024   | 10855        | Law Office of Jennifer McQuarrie        | Legal Services  | \$1,400.00  |
| 2/8/2024   | 10856        | Mad Science of Sacramento Valley        | Educational Services  | \$3,312.00  |
| 2/8/2024   | 10857        | NCS Pearson, Inc.                       | SPED Assessment Materials   | \$72.05     |
| 2/8/2024   | 10858        | Neumann LTD                             | Reimb: Field Trip Transportation: MS: The Tech Museum   | \$9,560.00  |
| 2/8/2024   | 10859        | Office Depot                            | Instructional Materials (SPED, Core Day), Printer ink   | \$708.97    |
| 2/8/2024   | 10860        | Rosio Perez                             | Reimb: PC Winter Celebration Materials  | \$222.73    |
| 2/8/2024   | 10861        | Priscilla Chapa                         | Reimb: Instructional Materials  | \$57.29     |
| 2/8/2024   | 10862        | Raquel Paras                            | Reimb: Live Scan Processing Fee   | \$18.00     |
| 2/8/2024   | 10863        | Irene Rodriguez                         | Reimb: Classroom libraries  | \$1,060.15  |
| 2/8/2024   | 10864        | The Sacramento Ballet                   | Instructional Services: Enrichment, Jaguar Camp   | \$3,087.50  |
| 2/8/2024   | 10865        | Sacramento City Unified School District | Facility lease (Mar & Apr'24), Utility Services (Sept-Nov'23)   | \$31,629.11 |
| 2/8/2024   | 10866        | San Joaquin County of Education         | SPED SEIS SIS Intergration Programming  | \$4,000.00  |
| 2/8/2024   | 10867        | Evelyn Sandoval                         | Reimb: Fundraising Expenses, Conference Travel Expenses   | \$432.46    |
| 2/8/2024   | 10868        | Scholastic Book Fairs                   | Book Fair Expenses  | \$1,711.45  |
| 2/8/2024   | 10869        | School Library Journal                  | Library Journal Subscription: Davis   | \$54.99     |
| 2/8/2024   | 10870        | Sierra Nevada Journeys                  | STEM Instructional Services   | \$15,000.00 |
| 2/8/2024   | 10871        | The Home Depot Pro                      | Custodial Materials   | \$3,471.87  |
| 2/8/2024   | 10872        | WPS Unlocking Potential                 | SPED Assessment Materials   | \$95.70     |
| 2/8/2024   | 10873        | Rosario Adriana Yanez-Gutierrez         | Reimb: Dental Screener Appr., Basketball Fundraising Expenses   | \$158.56    |
| 2/13/2024  | 10874        | Amazon Capital Services                 | Instructional materials (Core day, SPED), Office & Custodial Supplies, Classroom Libraries, PC Community Event Materials, Printer Ink | \$4,426.70  |
| 2/13/2024  | 10875        | AMF Land Park Lanes                     | Field Trip Admission Fees: M.S.: AMF Bowling  | \$2,722.04  |
| 2/13/2024  | 10876        | AMS.NET                                 | Security Technology Equipment   | \$2,190.94  |
| 2/13/2024  | 10877        | Black Oak Therapy                       | SPED Instructional Services   | \$172.50    |
| 2/13/2024  | 10878        | Charter Safe                            | March Package Premium / March Workers' Compensation   | \$15,830.00 |
| 2/13/2024  | 10879        | Department of Justice                   | Live Scan   | \$64.00     |
| 2/13/2024  | 10880        | EdTec Inc.                              | Back Office Services: February 2024   | \$7,791.67  |
| 2/13/2024  | 10881        | Fagen Friedman & Fulfrost LLP           | Legal Services  | \$356.00    |
| 2/13/2024  | 10882        | Tiffany Gellie                          | Reimb: Conference Travel Expenses, P.E. Instructional Materials   | \$2,400.43  |
| 2/13/2024  | 10883        | K12 Health                              | SPED Health Services  | \$1,264.00  |

|               |       |   |  |                     |
|---------------|-------|---|--|---------------------|
| 2/13/2024     | 10884 | Lizette Acosta-Caro                     | Reimb: Instructional Materials, Classroom Libraries        | \$1,532.67          |
| 2/13/2024     | 10885 | Mad Science of Sacramento Valley        | Instructional Services: Science                            | \$958.00            |
| 2/13/2024     | 10886 | Moises Franco                           | Reimb: Conference Travel Expenses                          | \$175.78            |
| 2/13/2024     | 10887 | Nancy Castignetti                       | Reimb: Professional Development                            | \$173.99            |
| 2/13/2024     | 10888 | NCS Pearson, Inc.                       | SPED Assessment Materials                                  | \$71.45             |
| 2/13/2024     | 10889 | Network Office Systems                  | Printer Lease  | \$881.95            |
| 2/13/2024     | 10890 | Ana Novoa                               | Reimb: Instructional Materials/ Field Trip Transportation  | \$112.69            |
| 2/13/2024     | 10891 | Office Depot                            | Copy Paper   | \$944.16            |
| 2/13/2024     | 10892 | Really Good Stuff, LLC                  | Instructional Materials: Martin                            | \$630.68            |
| 2/13/2024     | 10893 | Sacramento Theatre Company              | Instructional Services: Theatre: Enrichment                | \$10,000.00         |
| 2/13/2024     | 10894 | Screaming Squeegee                      | Basketball Team Appreciation                               | \$1,554.20          |
| 2/13/2024     | 10895 | SMUD Museum of Science and Curiosity    | Field Trip Admissions: 1st Grade                           | \$550.00            |
| 2/13/2024     | 10896 | Total Education Solutions               | SPED Services  | \$14,793.00         |
| 2/26/2024     | 10897 | Amazon Capital Services                 | Office Materials   | \$333.87            |
| 2/26/2024     | 10898 | Ascensus                                | Printer Lease (October - December 2023)                    | \$1,095.00          |
| 2/26/2024     | 10899 | Graciela Castaneda                      | Reimb: Instructional Materials/ Classroom Libraries        | \$114.91            |
| 2/26/2024     | 10900 | Castle Sports                           | Physical Education Materials                               | \$1,114.42          |
| 2/26/2024     | 10901 | Edlogical Group Corp                    | SPED Services  | \$241.00            |
| 2/26/2024     | 10902 | Ana Luna Franco                         | Reimb: Instructional Materials                             | \$82.57             |
| 2/26/2024     | 10903 | Gopher                                  | SPED Instructional Materials                               | \$181.48            |
| 2/26/2024     | 10904 | HMC C/O Rainforth Grau Architects       | Core Facilities Modernization- Phase 1 & Phase 2           | \$92,053.37         |
| 2/26/2024     | 10905 | Hunter Brown                            | Reimb: Live Scan Processing Fee                            | \$18.63             |
| 2/26/2024     | 10906 | Jackeline Gomez                         | Reimb: Live Scan Processing Fee                            | \$18.00             |
| 2/26/2024     | 10907 | Gemma Jauregui                          | Reimb: Instructional Materials                             | \$25.65             |
| 2/26/2024     | 10908 | JCL Electronics, LLC                    | Technology Materials: SPED, Technical Support              | \$8,104.31          |
| 2/26/2024     | 10909 | Jennifer Cervantes                      | Reimb: Conference Travel Expenses                          | \$432.27            |
| 2/26/2024     | 10910 | Jocelyn Saqastume                       | Reimb: Live Scan   | \$18.63             |
| 2/26/2024     | 10911 | Lakeshore Learning Materials            | SPED Instructional Services                                | \$123.70            |
| 2/26/2024     | 10912 | Law Office of Jennifer McQuarrie        | Legal Services   | \$264.00            |
| 2/26/2024     | 10913 | Learning Solutions                      | SPED Services  | \$237.39            |
| 2/26/2024     | 10914 | Susana Mercado                          | Reimb: Conference Travel Expenses                          | \$205.24            |
| 2/26/2024     | 10915 | NCS Pearson, Inc.                       | SPED Assessment Materials                                  | \$115.82            |
| 2/26/2024     | 10916 | Neumann LTD                             | Transportation services: MS Field Trip to Santa Cruz       | \$6,550.00          |
| 2/26/2024     | 10917 | Office Depot                            | Instructional, Office, & Custodial Materials, Printer Ink, | \$866.75            |
| 2/26/2024     | 10918 | Read Naturally                          | Educational Software (SPED)                                | \$232.00            |
| 2/26/2024     | 10919 | Riverside Insights                      | Assessment Forms: SPED                                     | \$968.35            |
| 2/26/2024     | 10920 | Sacramento City Unified School District | Facility Utilities Fees                                    | \$47,070.61         |
| 2/26/2024     | 10921 | Sara Trujillo                           | Reimb: Live Scan Processing Fee                            | \$18.63             |
| 2/26/2024     | 10922 | Scholastic Inc                          | Classroom Libraries: Chapa                                 | \$169.54            |
| 2/26/2024     | 10923 | The Home Depot Pro                      | Custodial Materials  | \$1,974.78          |
| 2/8/2024      | ACH   | California Credit Union                 | Various  | \$4,675.17          |
| 2/12/2024     | ACH   | Marlin Leasing Corp                     | Phone Services   | \$2,533.69          |
| 2/23/2024     | ACH   | Mutual of Omaha                         | Health Benefits - March 2024                               | \$5,351.61          |
| 2/23/2024     | ACH   | Kaiser Foundation Health Plan Inc       | Health Benefits - March 2024                               | \$38,301.18         |
| 2/19/2024     | ACH   | Vision Service Plan - CA                | Health Benefits - March 2024                               | \$1,184.82          |
| 2/23/2024     | ACH   | Western Health Advantage                | Health Benefits - March 2024                               | \$7,330.50          |
| 2/24/2024     | ACH   | Sutter Health Plus                      | Health Benefits - March 2024                               | \$17,809.96         |
| <b>Total:</b> |       |   |  | <b>\$393,144.96</b> |

**Language Academy of Sacramento  
Check Register  
March, 2024**

| Check Date | Check Number | Vendor                            | Inv Description (Bill)   | Amount    |
|------------|--------------|-----------------------------------|--|-----------|
| 3/11/2024  | 10924        | Amazon Capital Services           | Instructional Materials, Classroom Libraries, First Aid Supplies, Soccer Team Materials, Basketball Team Materials | 4,651.80  |
| 3/11/2024  | 10925        | AMS.NET                           | Campus Security System   | 18,753.10 |
| 3/11/2024  | 10926        | Bishop's Pumpkin Farn Inc.        | Field Trip Admissions: 2nd Grade   | 1,413.00  |
| 3/11/2024  | 10927        | Charter Safe                      | April Package Premium / April Workers Compensation   | 15,831.00 |
| 3/11/2024  | 10928        | EdTec Inc.                        | Back Office Services: March 2024   | 7,791.67  |
| 3/11/2024  | 10929        | Elevator Industries               | Elevator Maintenance   | 110.25    |
| 3/11/2024  | 10930        | Gold Discovery Park Association   | Field Trip Admission Fees: 4th Grade   | 924.00    |
| 3/11/2024  | 10931        | Ana Luna Franco                   | Reimb: Instructional Materials, Conference Expenses  | 567.24    |
| 3/11/2024  | 10932        | Francisca Garcia                  | Reimb: Intervention Incentives   | 18.26     |
| 3/11/2024  | 10933        | Gopher                            | Physical Education Instructional Materials   | 449.27    |
| 3/11/2024  | 10934        | Adriana Gutierrez                 | Reimb: Instructional Materials/ Classroom Libraries  | 544.76    |
| 3/11/2024  | 10935        | Gemma Jauregui                    | Reimb: Conference Expenses, Office Materials   | 320.23    |
| 3/11/2024  | 10936        | JCL Electronics, LLC              | Technical Support  | 3,702.87  |
| 3/11/2024  | 10937        | K12 Health                        | SPED Health Services   | 1,264.00  |
| 3/11/2024  | 10938        | LIFT Aftermath Basketball         | Enrichment: Basketball Instruction   | 1,162.50  |
| 3/11/2024  | 10939        | Cristina Meza                     | Reimb: Classroom Libraries   | 345.40    |
| 3/11/2024  | 10940        | Network Office Systems            | Printer Lease (Jan/Feb 2024), Printer Materials  | 772.77    |
| 3/11/2024  | 10941        | NWEA                              | Educational Software   | 273.00    |
| 3/11/2024  | 10942        | Occupational Therapy for Children | SPED Services  | 831.25    |
| 3/11/2024  | 10943        | Office Depot                      | Instructional Materials (SPED, Core Day), Printer Ink, Copy Paper  | 1,179.38  |
| 3/11/2024  | 10944        | Rosio Perez                       | Reimb: Conference Expenses   | 63.00     |
| 3/11/2024  | 10945        | Irene Rodriguez                   | Reimb: Instructional Materials   | 292.43    |
| 3/11/2024  | 10946        | Evelyn Sandoval                   | Reimb: Office Materials  | 16.99     |
| 3/11/2024  | 10947        | Steve Brown                       | Reimb: Live Scan Processing Fee  | 35.00     |
| 3/11/2024  | 10948        | Street Soccer USA                 | Enrichment and Soccer Team: Soccer Instruction   | 10,046.00 |
| 3/11/2024  | 10949        | Veronica Kovats Art               | Enrichment: Art Instruction  | 518.75    |
| 3/11/2024  | 10950        | Rosario Adriana Yanez-Gutierrez   | Reimb: Basketball Team Field Trip Expenses   | 30.00     |
| 3/11/2024  | 10951        | Raquel Paras                      | Check Reprint: Reimb: Live Scan Processig Fee  | 18.00     |
| 3/14/2024  | 10952        | Briana Zamora Hanes               | Reimb: Parent Council: Student / Teacher Appreciation  | 270.26    |
| 3/14/2024  | 10953        | Perla Campos                      | Reimb: Instructional Materials, Field Trip Transportation  | 71.41     |
| 3/14/2024  | 10954        | Department of Justice             | Live Scan Services   | 305.00    |
| 3/14/2024  | 10955        | Edlogical Group Corp              | SPED Services  | 598.51    |
| 3/14/2024  | 10956        | Gopher                            | Physical Education Instructional Materials   | 94.88     |
| 3/14/2024  | 10957        | Law Office of Jennifer McQuarrie  | Legal Services   | 302.50    |
| 3/14/2024  | 10958        | Learning Solutions                | SPED Services  | 1,081.39  |
| 3/14/2024  | 10959        | Evelia Melchor                    | Reimb: Instructional Materials   | 16.08     |
| 3/14/2024  | 10960        | Cristina Meza                     | Reimb: Custodial Materials   | 67.36     |
| 3/14/2024  | 10961        | Judy Morales                      | Reimb: Conference Expenses, Employee Appreciation  | 171.82    |
| 3/14/2024  | 10962        | Network Office Systems            | Copy Machine Materials   | 178.13    |
| 3/14/2024  | 10963        | The Sacramento Ballet             | Jaguar Camp: Ballet Instruction  | 750.00    |
| 3/14/2024  | 10964        | Mayra Tejada                      | Reimb: Instructional materials   | 282.14    |
| 3/14/2024  | 10965        | The Home Depot Pro                | Custodial Materials  | 1,577.74  |
| 3/14/2024  | 10966        | The Reading League                | Reading Journal Subscription   | 100.00    |

|               |       |                                   |                                       |                   |
|---------------|-------|-----------------------------------|---------------------------------------|-------------------|
| 3/14/2024     | 10967 | Total Education Solutions         | SPED Services                         | 18,552.00         |
| 3/14/2024     | 10968 | Veronica Kovats Art               | Art Instruction                       | 731.25            |
| 3/14/2024     | 10969 | HMC C/O Rainforth Grau Architects | Core Facilities Modernization Phase 2 | 18,070.49         |
| 3/28/2024     | 10970 | Sacramento Zoo                    | Field Trip-Jaguar Camp                | 150.00            |
| 3/12/2024     | ACH   | California Credit Union           | Various                               | 3,738.23          |
| 3/18/2024     | ACH   | California Credit Union           | Various                               | 3,519.68          |
| 3/28/2024     | ACH   | California Credit Union           | Various                               | 6,169.02          |
| 3/27/2024     | ACH   | Mutual of Omaha                   | Health Benefits - April 2024          | 5,351.61          |
| 3/27/2024     | ACH   | Kaiser Foundation Health Plan Inc | Health Benefits - April 2024          | 38,301.18         |
| 3/27/2024     | ACH   | Western Health Advantage          | Health Benefits - April 2024          | 7,330.50          |
| 3/27/2024     | ACH   | Kaiser Foundation Health Plan Inc | Health Benefits - April 2024          | 38,301.18         |
| 3/27/2024     | ACH   | Sutter Health Plus                | Health Benefits - April 2024          | 18,797.65         |
| 3/28/2024     | ACH   | Vision Service Plan - CA          | Health Benefits - April 2024          | 1,184.82          |
| <b>Total:</b> |       |                                   |                                       | <b>237,990.75</b> |