


# LANGUAGE ACADEMY OF SACRAMENTO



A COMPARATIVE LOOK:  
STATE, DISTRICT AND NEIGHBORHOOD SCHOOLS  
NOVEMBER 15, 2018

*Biliteracy*

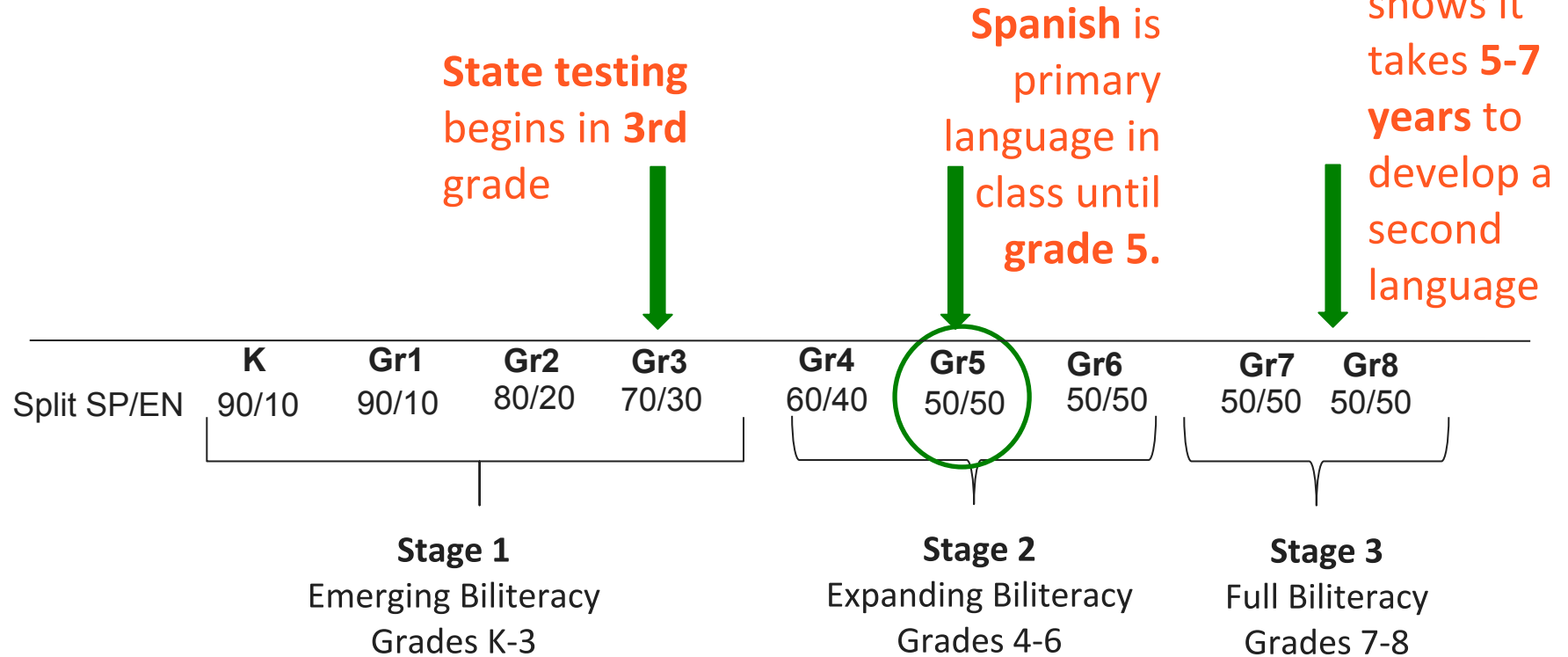


*Confidence & Life Skills*



*Leadership & Critical Thinking*

# LAS: A DUAL LANGUAGE IMMERSION PROGRAM



# 2018 CAASPP SCORES: AGGREGATE

## English Language Arts

<b>LAS</b>	<b>35%</b>
SCUSD	40%
STATE	50%

## Math

<b>LAS</b>	<b>28%</b>
SCUSD	32%
STATE	39%

*Aggregate scores do NOT tell our story...*

# CAASPP BY GRADE LEVELS: ENGLISH LANGUAGE ARTS

% Percentage of Students At **Standards Met and Exceeded** in ELA

*This is where we outperform!*

Highest Performance						
2nd Highest Performance						
3rd Highest Performance	Grade 3	Grade 4	Grade 5	Grade 6	Grade 7	Grade 8
LAS	<b>23%</b>	<b>25%</b>	<b>29%</b>	<b>35%</b>	<b>52%</b>	<b>59%</b>
CA State	48%	49%	49%	48%	50%	49%
SCUSD	36%	38%	36%	38%	43%	44%
Pacific	17%	14%	18%	18%	na	na
Oak Ridge	17%	15%	12%	17%	na	na
Will C Wood	na	na	na	na	32%	30%

Using CAASPP 2017-2018 scores  
% Students At Standards Met and Exceeded



# CAASPP BY GRADE LEVELS: MATH

% Percentage of Students At **Standards Met and Exceeded** in MATH

*This is where we outperform!*

Highest Performance						
2nd Highest Performance						
3rd Highest Performance	Grade 3	Grade 4	Grade 5	Grade 6	Grade 7	Grade 8
LAS	<b>28%</b>	<b>14%</b>	<b>17%</b>	<b>26%</b>	<b>53%</b>	<b>37%</b>
CA State	49%	43%	36%	38%	37%	37%
SCUSD	38%	35%	25%	34%	32%	32%
Pacific	28%	17%	9%	23%	na	na
Oak Ridge	14%	13%	10%	19%	na	na
Will C Wood	na	na	na	na	21%	21%


Using CAASPP 2017-2018 scores  
% Students At Standards Met and Exceeded



# LAS IS A UNIQUE SCHOOL

- By the end of 8<sup>th</sup> grade, LAS outperforms on standardized tests as compared to:

- ✓ Neighborhood schools
- ✓ SCUSD
- ✓ CA State



- ***AND our students graduate bilingual and biliterate in Spanish!***
- ***THANK YOU SCUSD for your belief in the power and the promise of dual language programs. GRACIAS for your continued support of LAS!***